

Q1 Enter your Agency Name:

Answered: 147 Skipped: 0

Q2 To receive confirmation, please enter your email address:

Answered: 147 Skipped: 0

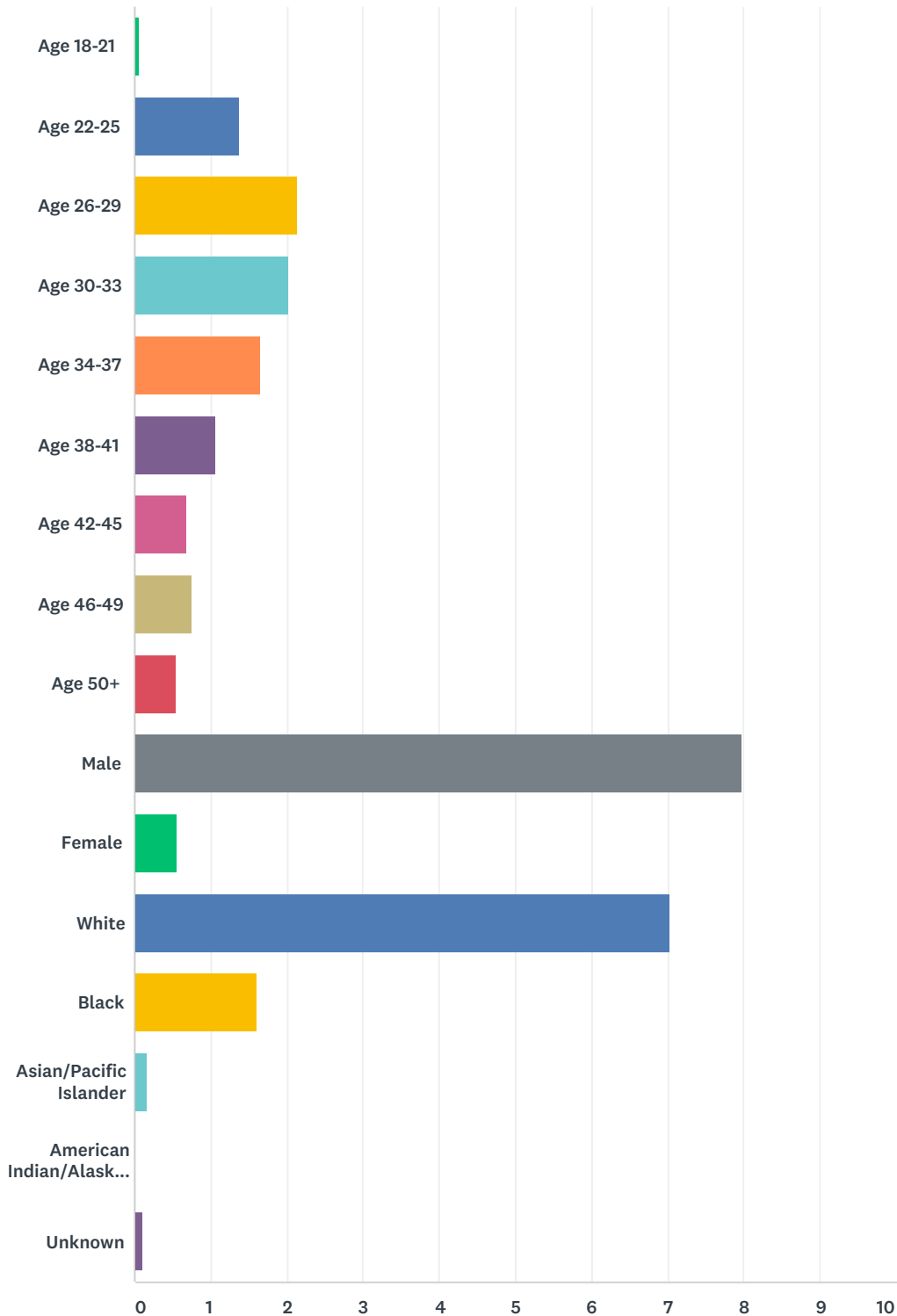
Q3 Enter Date Submitted:

Answered: 145 Skipped: 2

| ANSWER CHOICES | RESPONSES | |
|----------------|-----------|-----|
| Date / Time | 100.00% | 145 |

Q4 Information about Officer who initiated Pursuit: Note: If you have had 0 pursuits, please specify 0 in all the fields in Question 4 and then skip to Question # 19)

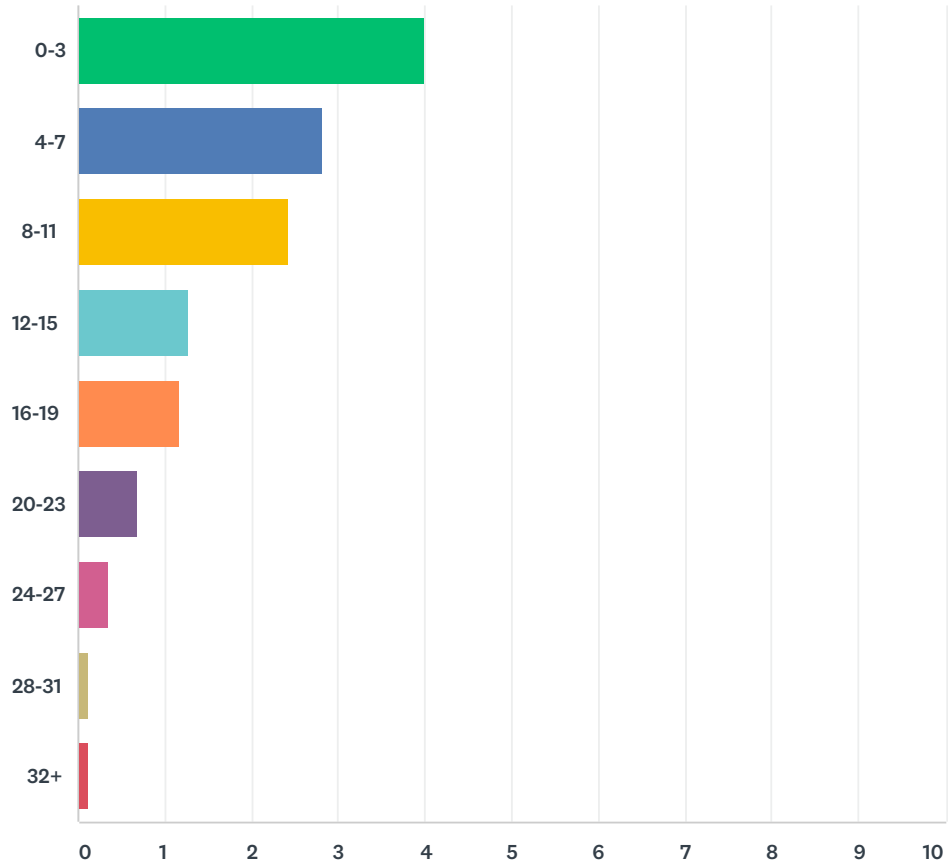
Answered: 144 Skipped: 3



| ANSWER CHOICES | AVERAGE NUMBER | TOTAL NUMBER | RESPONSES |
|-------------------------------|----------------|--------------|-----------|
| Age 18-21 | 0 | 7 | 100 |
| Age 22-25 | 1 | 162 | 117 |
| Age 26-29 | 2 | 268 | 126 |
| Age 30-33 | 2 | 234 | 115 |
| Age 34-37 | 2 | 204 | 124 |
| Age 38-41 | 1 | 121 | 114 |
| Age 42-45 | 1 | 78 | 113 |
| Age 46-49 | 1 | 89 | 118 |
| Age 50+ | 1 | 60 | 109 |
| Male | 8 | 1,123 | 141 |
| Female | 1 | 61 | 110 |
| White | 7 | 969 | 138 |
| Black | 2 | 189 | 118 |
| Asian/Pacific Islander | 0 | 16 | 98 |
| American Indian/Alaska Native | 0 | 2 | 97 |
| Unknown | 0 | 10 | 99 |
| Total Respondents: 144 | | | |

Q5 Total Years Police Experience:

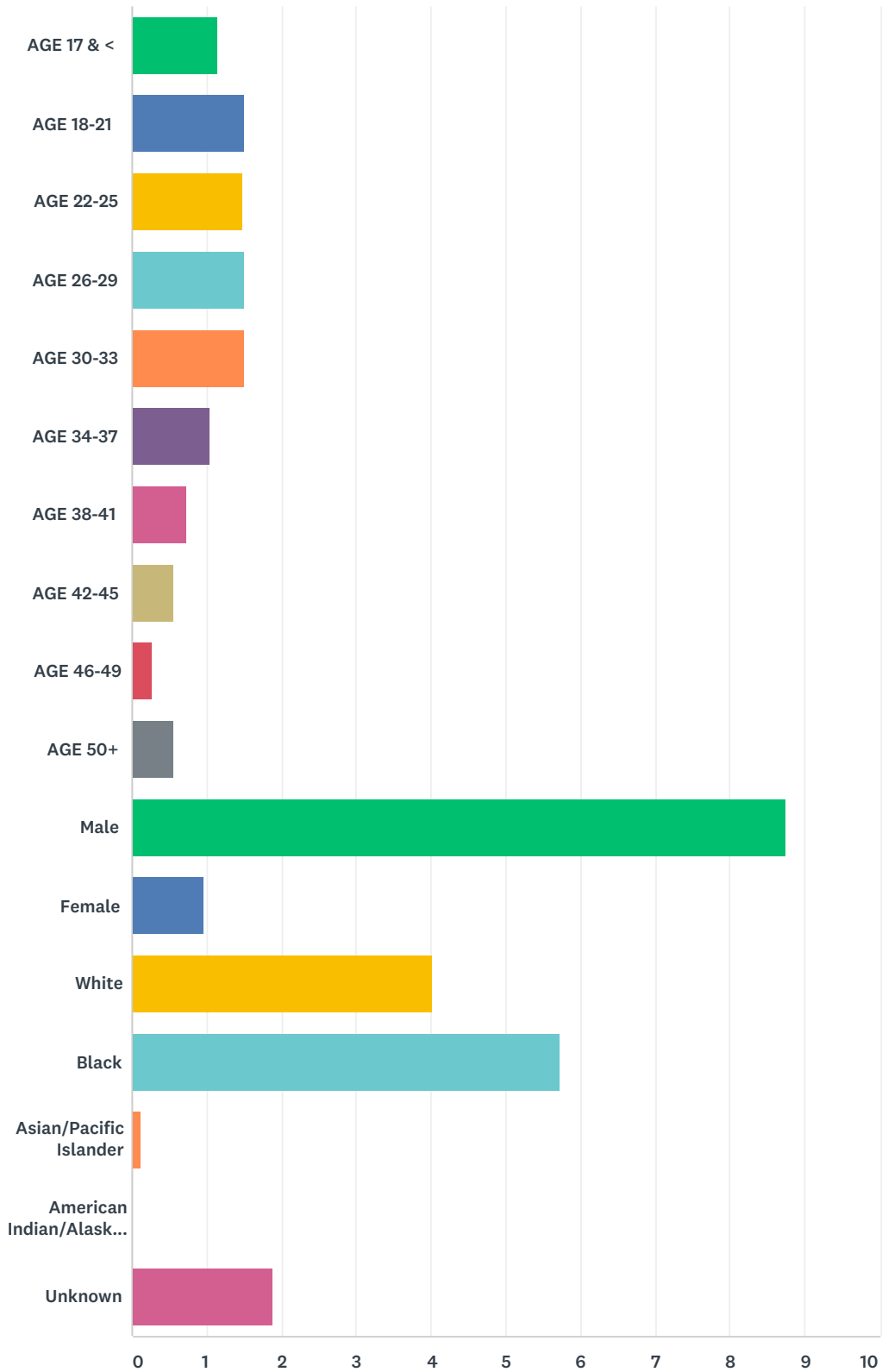
Answered: 116 Skipped: 31



| ANSWER CHOICES | AVERAGE NUMBER | TOTAL NUMBER | RESPONSES |
|------------------------|----------------|--------------|-----------|
| 0-3 | 4 | 408 | 102 |
| 4-7 | 3 | 265 | 94 |
| 8-11 | 2 | 226 | 93 |
| 12-15 | 1 | 113 | 89 |
| 16-19 | 1 | 98 | 83 |
| 20-23 | 1 | 54 | 79 |
| 24-27 | 0 | 27 | 77 |
| 28-31 | 0 | 9 | 72 |
| 32+ | 0 | 9 | 69 |
| Total Respondents: 116 | | | |

Q6 Information about the Suspect Driver if apprehended or identified:

Answered: 114 Skipped: 33



| ANSWER CHOICES | AVERAGE NUMBER | TOTAL NUMBER | RESPONSES |
|----------------|----------------|--------------|-----------|
|----------------|----------------|--------------|-----------|

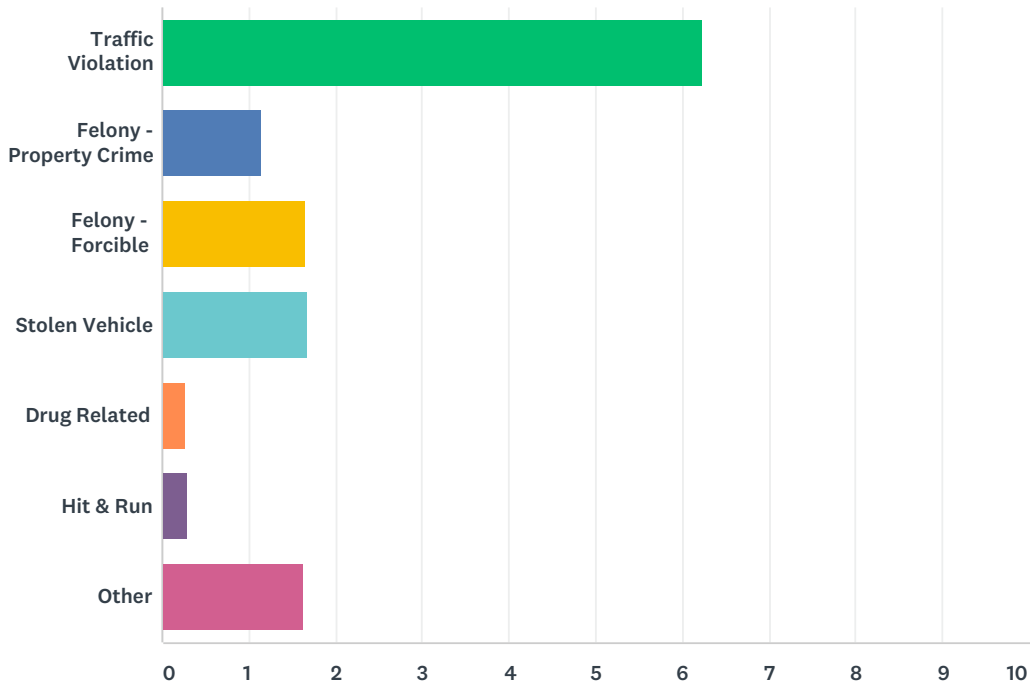
Pursuit Data Report - Results for 2017 Data

SurveyMonkey

| | | | |
|-------------------------------|---|-----|----|
| AGE 17 & < | 1 | 95 | 82 |
| AGE 18-21 | 2 | 137 | 91 |
| AGE 22-25 | 1 | 134 | 90 |
| AGE 26-29 | 2 | 131 | 87 |
| AGE 30-33 | 2 | 130 | 86 |
| AGE 34-37 | 1 | 83 | 80 |
| AGE 38-41 | 1 | 60 | 81 |
| AGE 42-45 | 1 | 44 | 77 |
| AGE 46-49 | 0 | 19 | 72 |
| AGE 50+ | 1 | 44 | 78 |
| Male | 9 | 866 | 99 |
| Female | 1 | 81 | 84 |
| White | 4 | 374 | 93 |
| Black | 6 | 544 | 95 |
| Asian/Pacific Islander | 0 | 9 | 69 |
| American Indian/Alaska Native | 0 | 1 | 68 |
| Unknown | 2 | 155 | 82 |
| Total Respondents: 114 | | | |

Q7 Violation that Initiated the Pursuit:

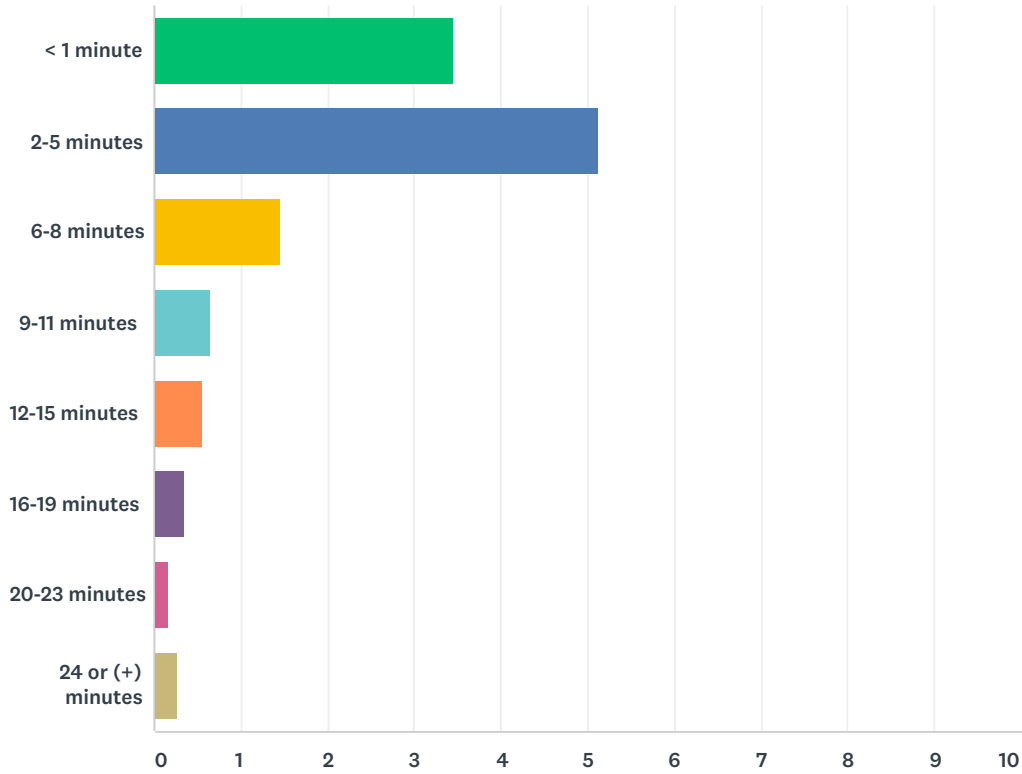
Answered: 114 Skipped: 33



| ANSWER CHOICES | AVERAGE NUMBER | TOTAL NUMBER | RESPONSES |
|-------------------------|----------------|--------------|-----------|
| Traffic Violation | 6 | 674 | 108 |
| Felony - Property Crime | 1 | 93 | 81 |
| Felony - Forcible | 2 | 143 | 87 |
| Stolen Vehicle | 2 | 136 | 81 |
| Drug Related | 0 | 19 | 72 |
| Hit & Run | 0 | 20 | 70 |
| Other | 2 | 141 | 86 |
| Total Respondents: 114 | | | |

Q8 Length of Pursuit in Minutes:

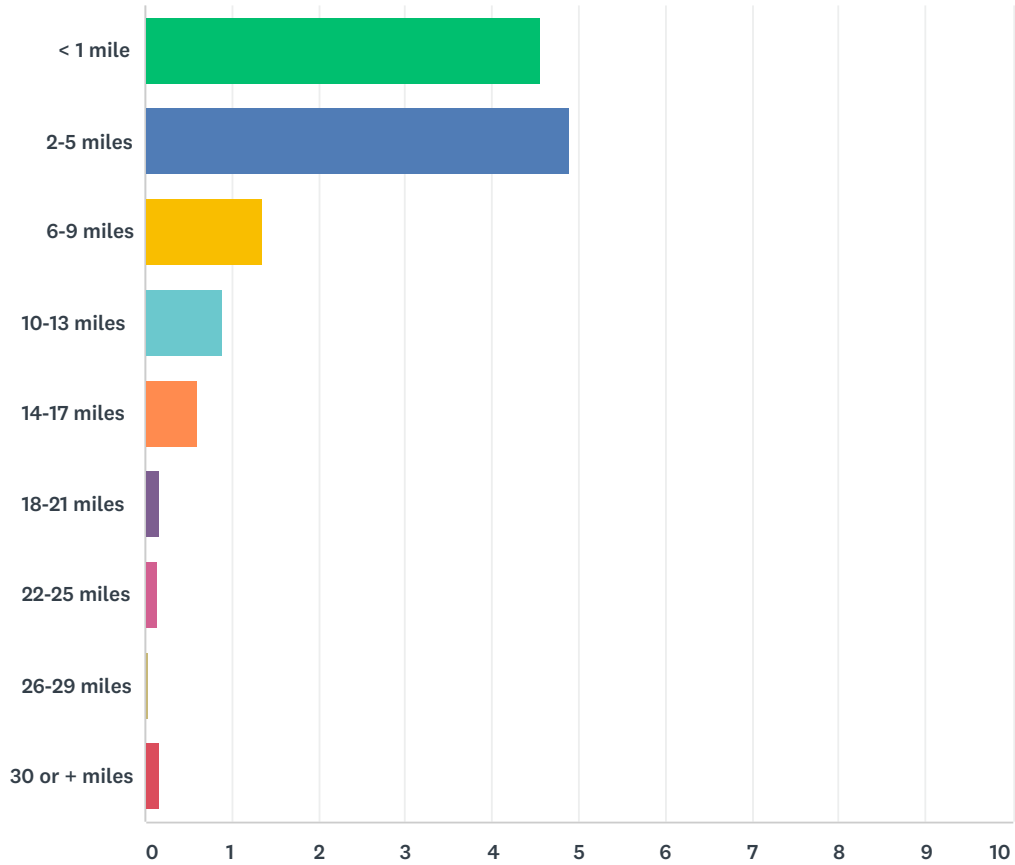
Answered: 113 Skipped: 34



| ANSWER CHOICES | AVERAGE NUMBER | TOTAL NUMBER | RESPONSES |
|------------------------|----------------|--------------|-----------|
| < 1 minute | 3 | 345 | 100 |
| 2-5 minutes | 5 | 569 | 111 |
| 6-8 minutes | 1 | 118 | 81 |
| 9-11 minutes | 1 | 52 | 79 |
| 12-15 minutes | 1 | 44 | 77 |
| 16-19 minutes | 0 | 25 | 72 |
| 20-23 minutes | 0 | 11 | 69 |
| 24 or (+) minutes | 0 | 20 | 71 |
| Total Respondents: 113 | | | |

Q9 Length of Pursuit:

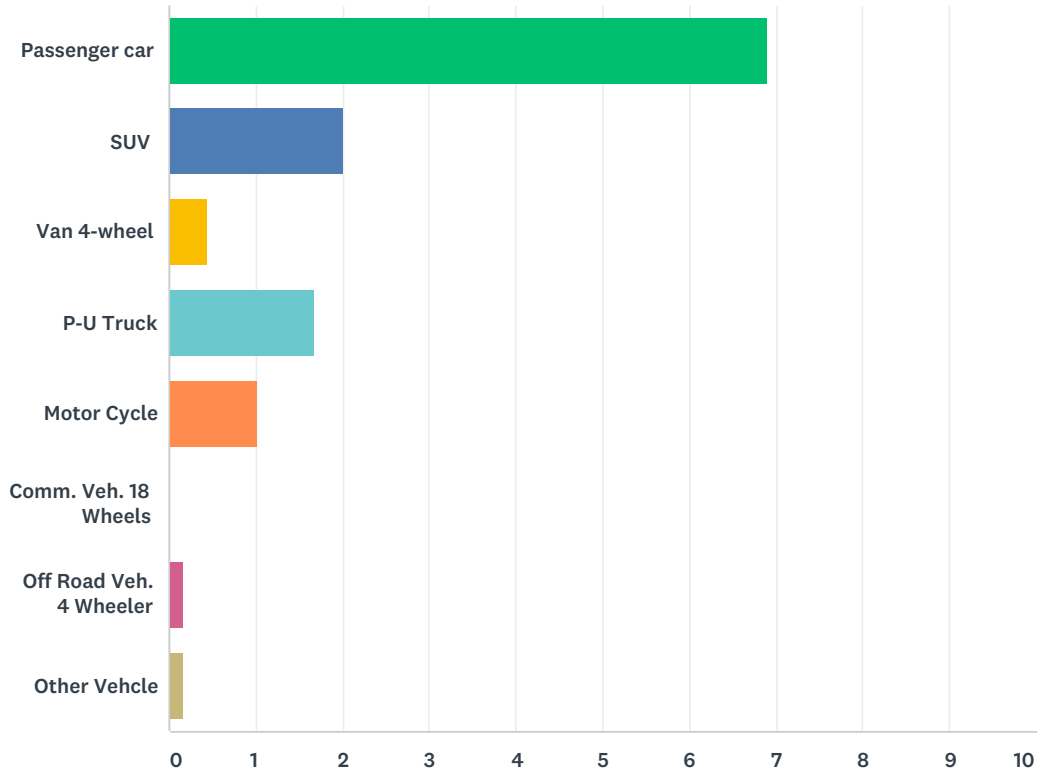
Answered: 114 Skipped: 33



| ANSWER CHOICES | AVERAGE NUMBER | TOTAL NUMBER | RESPONSES |
|------------------------|----------------|--------------|-----------|
| < 1 mile | 5 | 437 | 96 |
| 2-5 miles | 5 | 523 | 107 |
| 6-9 miles | 1 | 112 | 83 |
| 10-13 miles | 1 | 74 | 83 |
| 14-17 miles | 1 | 44 | 72 |
| 18-21 miles | 0 | 11 | 69 |
| 22-25 miles | 0 | 10 | 68 |
| 26-29 miles | 0 | 3 | 68 |
| 30 or + miles | 0 | 11 | 69 |
| Total Respondents: 114 | | | |

Q10 Type of Vehicle Pursued:

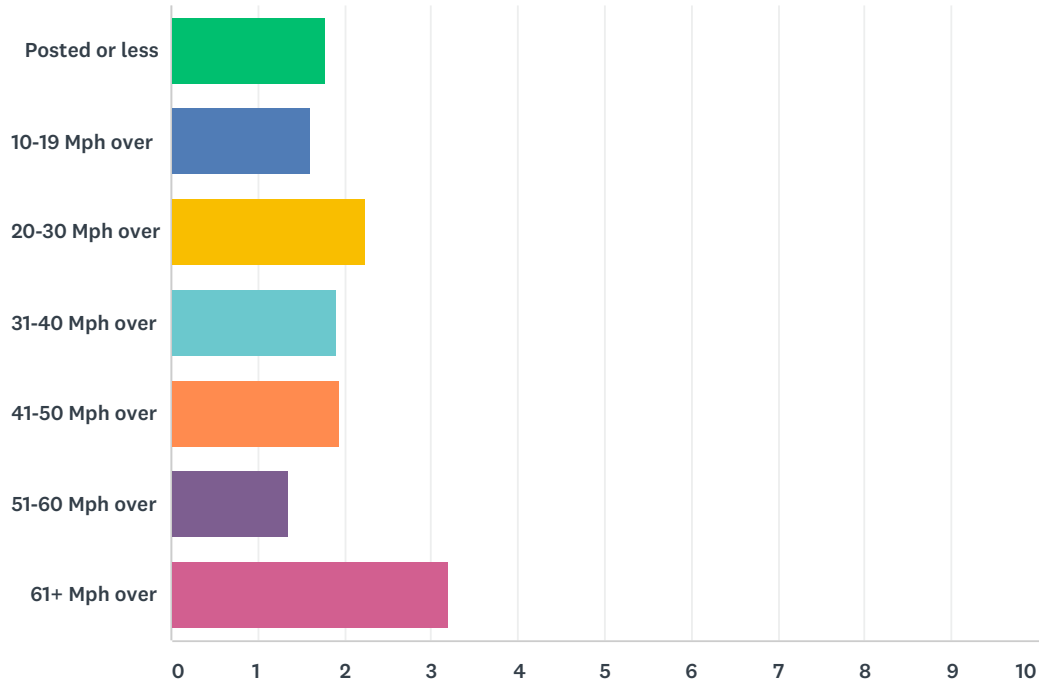
Answered: 113 Skipped: 34



| ANSWER CHOICES | AVERAGE NUMBER | TOTAL NUMBER | RESPONSES |
|-------------------------|----------------|--------------|-----------|
| Passenger car | 7 | 752 | 109 |
| SUV | 2 | 173 | 86 |
| Van 4-wheel | 0 | 31 | 72 |
| P-U Truck | 2 | 146 | 87 |
| Motor Cycle | 1 | 79 | 77 |
| Comm. Veh. 18 Wheels | 0 | 0 | 67 |
| Off Road Veh. 4 Wheeler | 0 | 12 | 72 |
| Other Vehicle | 0 | 12 | 69 |
| Total Respondents: 113 | | | |

Q11 Maximum Speed during Pursuit:

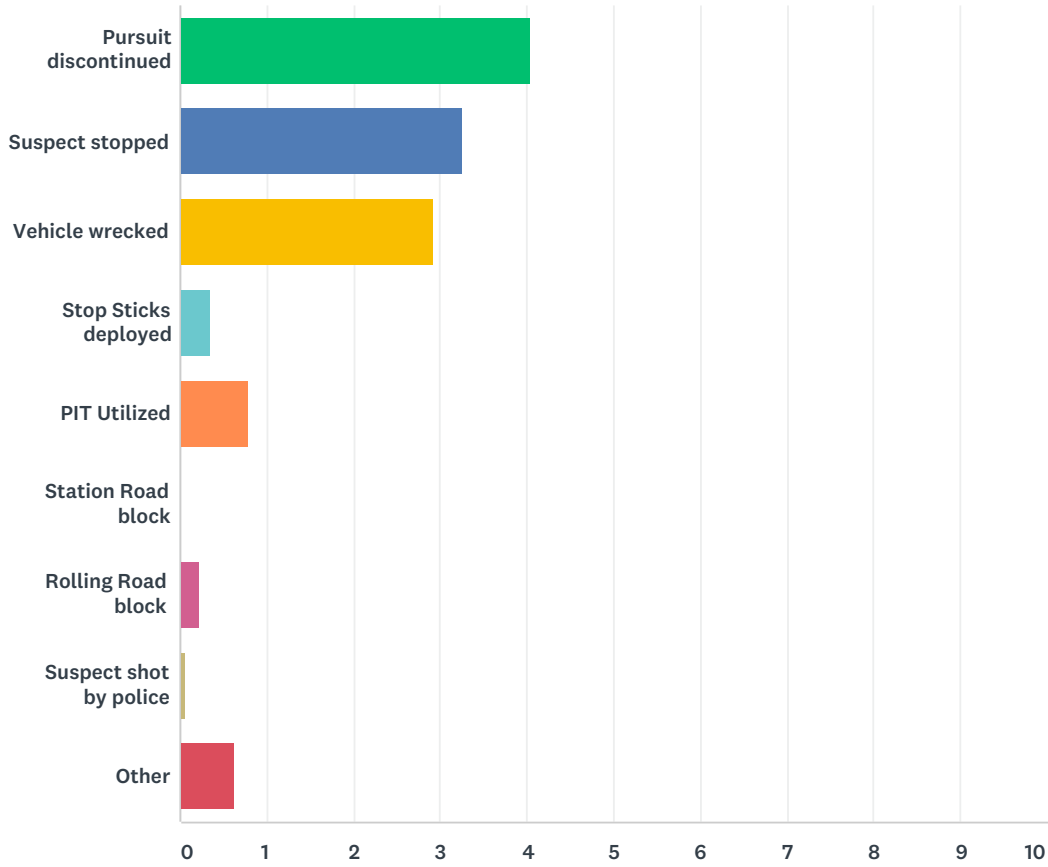
Answered: 114 Skipped: 33



| ANSWER CHOICES | AVERAGE NUMBER | TOTAL NUMBER | RESPONSES |
|------------------------|----------------|--------------|-----------|
| Posted or less | 2 | 145 | 82 |
| 10-19 Mph over | 2 | 132 | 82 |
| 20-30 Mph over | 2 | 183 | 82 |
| 31-40 Mph over | 2 | 165 | 87 |
| 41-50 Mph over | 2 | 159 | 82 |
| 51-60 Mph over | 1 | 114 | 84 |
| 61+ Mph over | 3 | 316 | 99 |
| Total Respondents: 114 | | | |

Q12 Way Pursuit Ended:

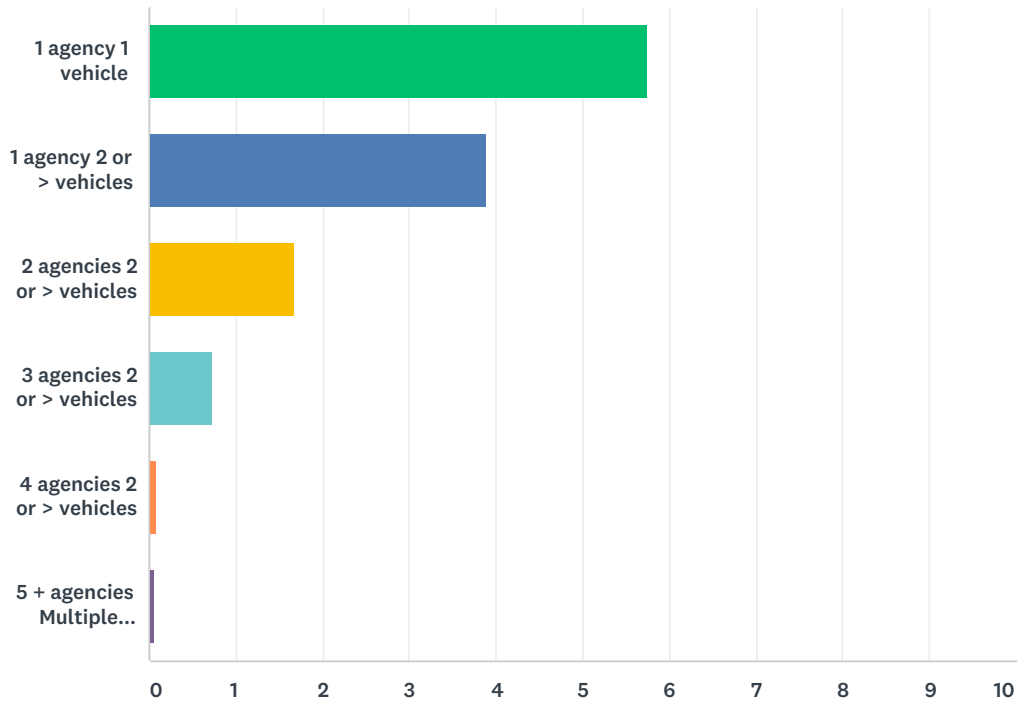
Answered: 114 Skipped: 33



| ANSWER CHOICES | AVERAGE NUMBER | TOTAL NUMBER | RESPONSES |
|------------------------|----------------|--------------|-----------|
| Pursuit discontinued | 4 | 425 | 105 |
| Suspect stopped | 3 | 342 | 105 |
| Vehicle wrecked | 3 | 287 | 98 |
| Stop Sticks deployed | 0 | 25 | 71 |
| PIT Utilized | 1 | 59 | 75 |
| Station Road block | 0 | 1 | 67 |
| Rolling Road block | 0 | 16 | 71 |
| Suspect shot by police | 0 | 4 | 67 |
| Other | 1 | 50 | 79 |
| Total Respondents: 114 | | | |

Q13 Number of Police Vehicles Utilized:

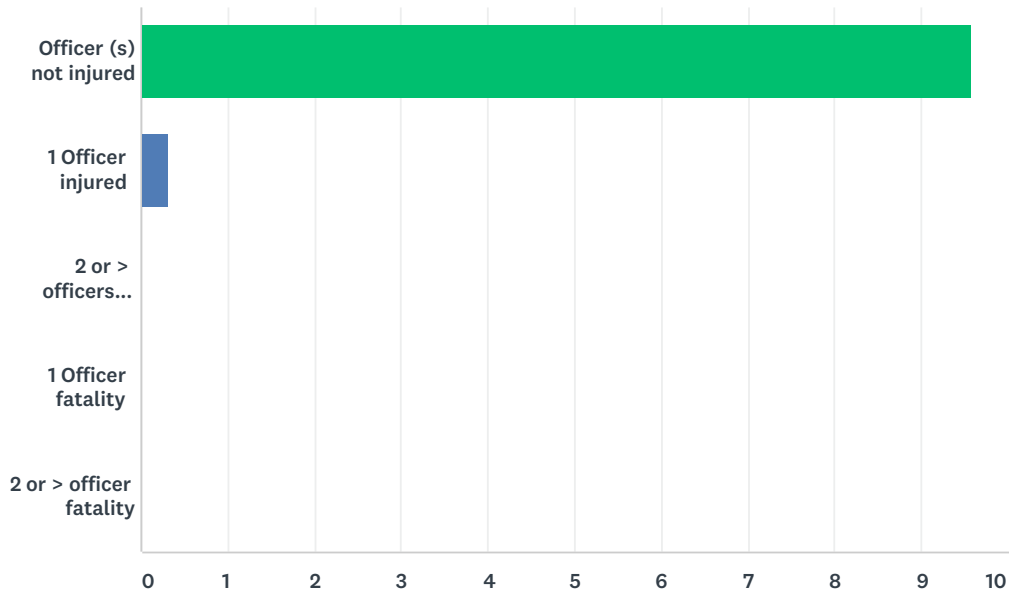
Answered: 113 Skipped: 34



| ANSWER CHOICES | AVERAGE NUMBER | TOTAL NUMBER | RESPONSES |
|--------------------------------|----------------|--------------|-----------|
| 1 agency 1 vehicle | 6 | 622 | 108 |
| 1 agency 2 or > vehicles | 4 | 369 | 95 |
| 2 agencies 2 or > vehicles | 2 | 140 | 84 |
| 3 agencies 2 or > vehicles | 1 | 55 | 76 |
| 4 agencies 2 or > vehicles | 0 | 6 | 68 |
| 5 + agencies Multiple Vehicles | 0 | 5 | 70 |
| Total Respondents: 113 | | | |

Q14 Injuries/Fatalities to Officer(s):

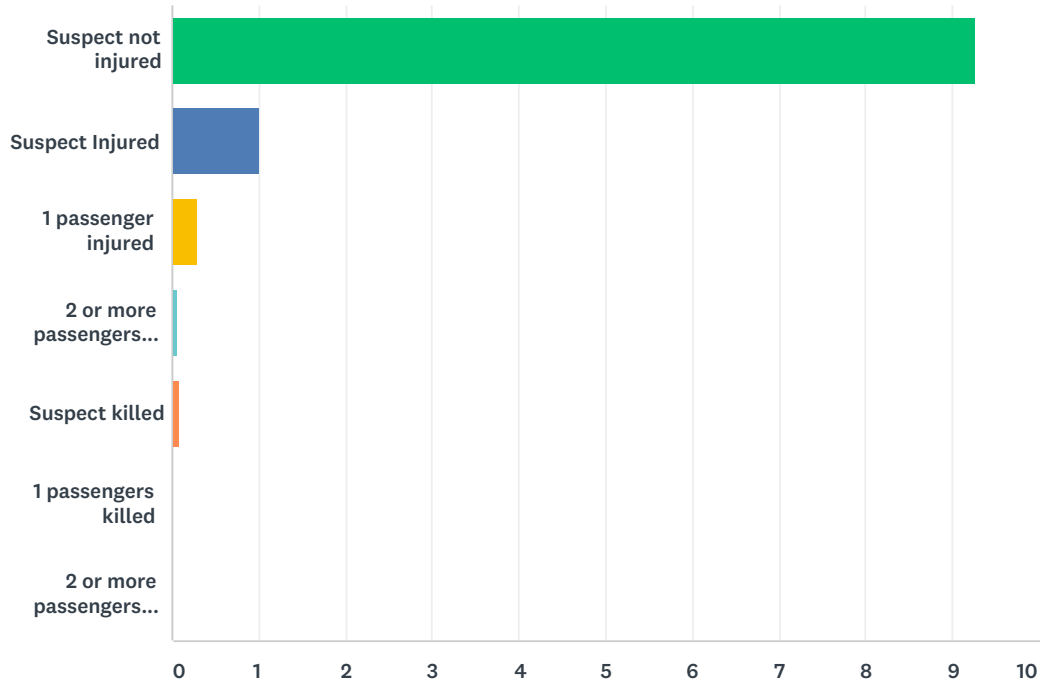
Answered: 113 Skipped: 34



| ANSWER CHOICES | AVERAGE NUMBER | TOTAL NUMBER | RESPONSES |
|-------------------------|----------------|--------------|-----------|
| Officer (s) not injured | 10 | 1,082 | 113 |
| 1 Officer injured | 0 | 23 | 72 |
| 2 or > officers injured | 0 | 2 | 70 |
| 1 Officer fatality | 0 | 0 | 70 |
| 2 or > officer fatality | 0 | 0 | 70 |
| Total Respondents: 113 | | | |

Q15 Injury/Fatalities to Suspect/Passengers:

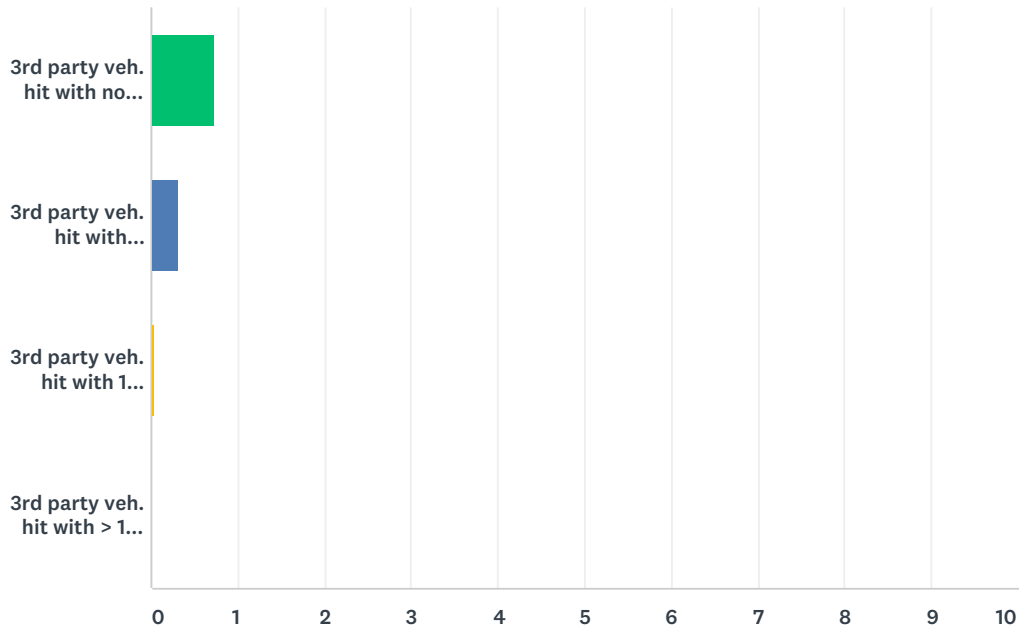
Answered: 114 Skipped: 33



| ANSWER CHOICES | AVERAGE NUMBER | TOTAL NUMBER | RESPONSES |
|------------------------------|----------------|--------------|-----------|
| Suspect not injured | 9 | 1,038 | 112 |
| Suspect Injured | 1 | 83 | 83 |
| 1 passenger injured | 0 | 21 | 71 |
| 2 or more passengers injured | 0 | 5 | 71 |
| Suspect killed | 0 | 6 | 70 |
| 1 passengers killed | 0 | 0 | 69 |
| 2 or more passengers killed | 0 | 1 | 70 |
| Total Respondents: 114 | | | |

Q16 Third party (Not Police Vehicle) Hit/Injured/Killed:

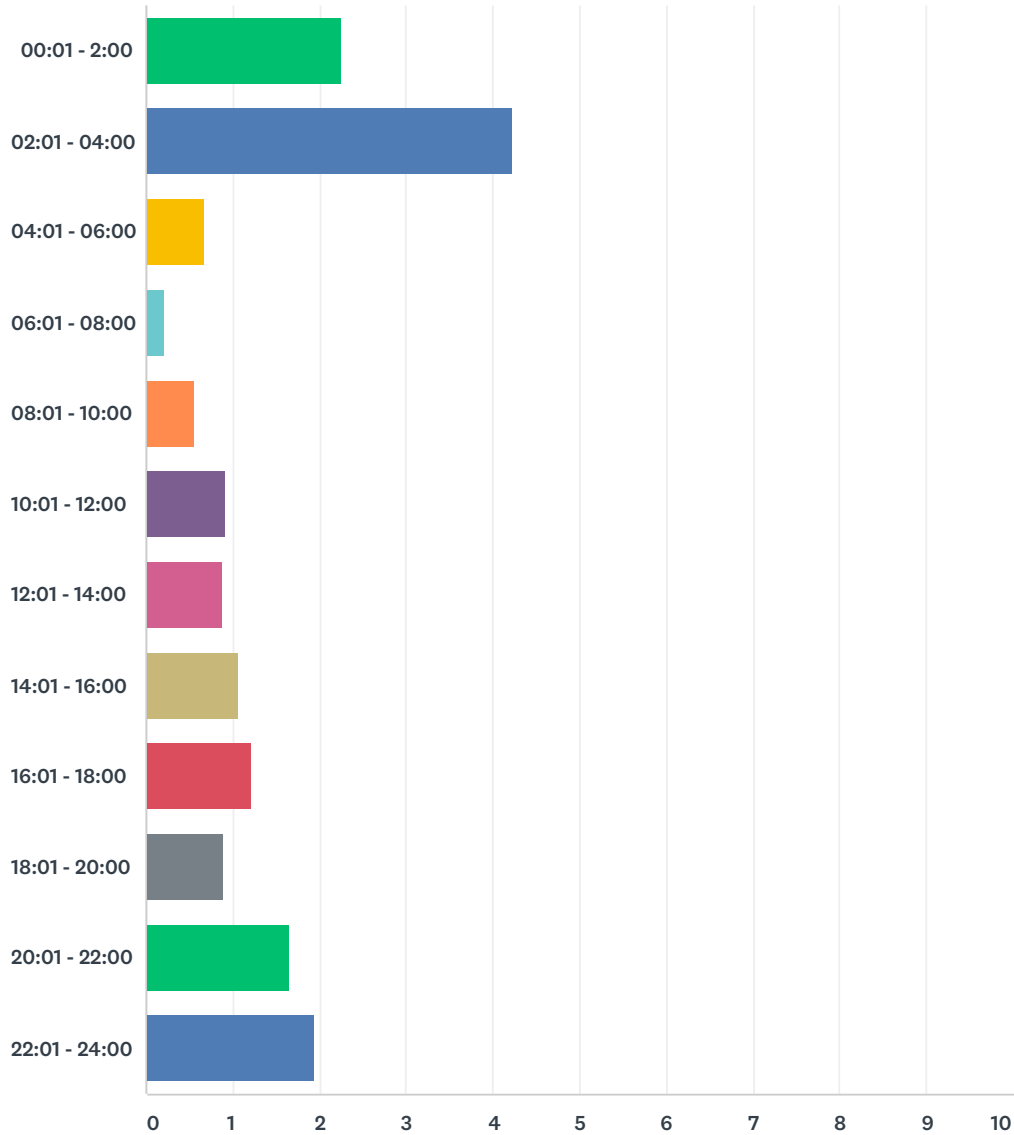
Answered: 88 Skipped: 59



| ANSWER CHOICES | AVERAGE NUMBER | TOTAL NUMBER | RESPONSES |
|--|----------------|--------------|-----------|
| 3rd party veh. hit with no injuries 3rd party | 1 | 63 | 85 |
| 3rd party veh. hit with injuries in 3rd party veh. | 0 | 26 | 82 |
| 3rd party veh. hit with 1 fatality in 3rd party veh. | 0 | 3 | 77 |
| 3rd party veh. hit with > 1 fatality in 3rd party veh. | 0 | 0 | 77 |
| Total Respondents: 88 | | | |

Q17 Time of day of pursuit (Time Initiated):

Answered: 114 Skipped: 33

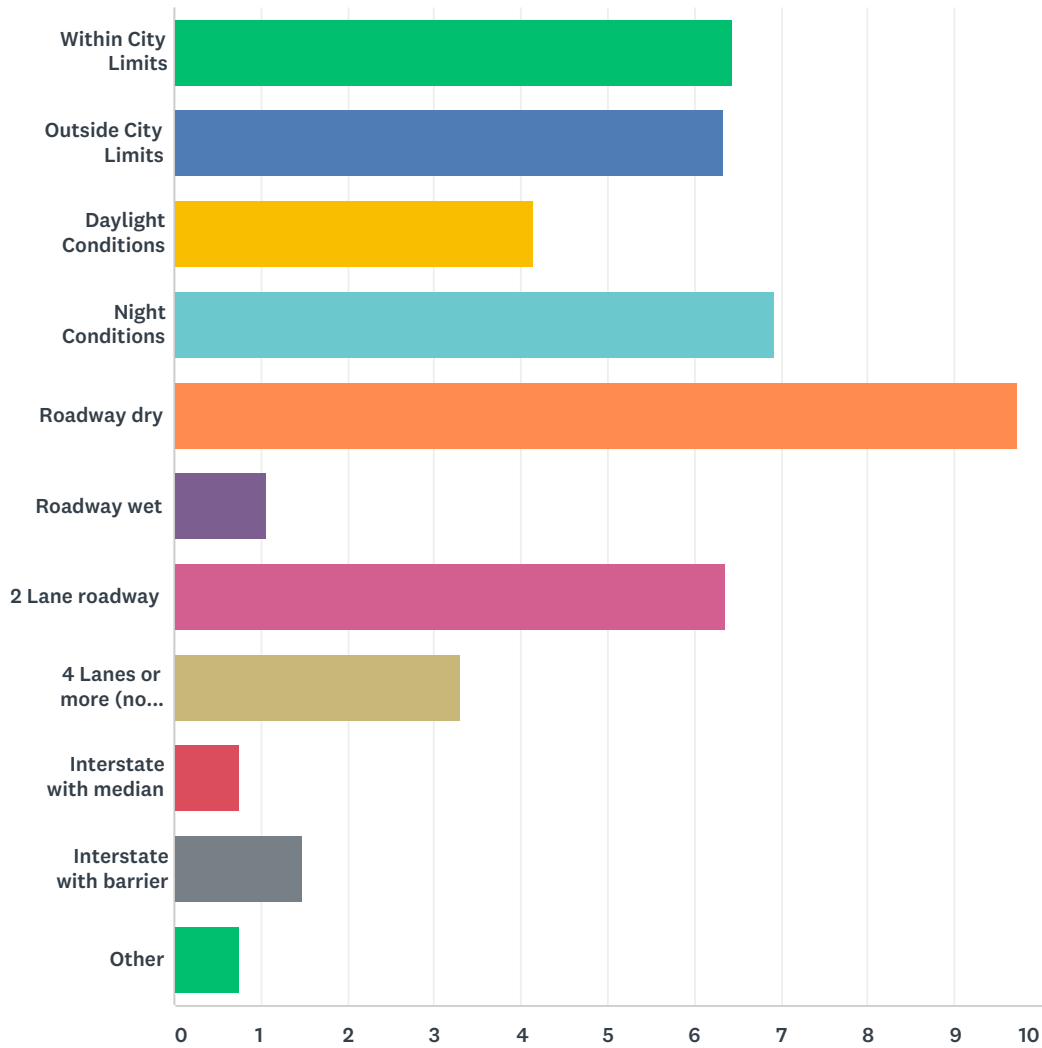


| ANSWER CHOICES | AVERAGE NUMBER | TOTAL NUMBER | RESPONSES |
|----------------|----------------|--------------|-----------|
| 00:01 - 2:00 | 2 | 212 | 94 |
| 02:01 - 04:00 | 4 | 371 | 88 |
| 04:01 - 06:00 | 1 | 52 | 77 |
| 06:01 - 08:00 | 0 | 15 | 75 |
| 08:01 - 10:00 | 1 | 46 | 82 |
| 10:01 - 12:00 | 1 | 77 | 84 |
| 12:01 - 14:00 | 1 | 70 | 80 |
| 14:01 - 16:00 | 1 | 88 | 83 |

| | | | |
|------------------------|---|-----|----|
| 16:01 - 18:00 | 1 | 99 | 82 |
| 18:01 - 20:00 | 1 | 75 | 83 |
| 20:01 - 22:00 | 2 | 160 | 97 |
| 22:01 - 24:00 | 2 | 176 | 90 |
| Total Respondents: 114 | | | |

Q18 Road / Weather Conditions when the pursuit was initiated:

Answered: 114 Skipped: 33

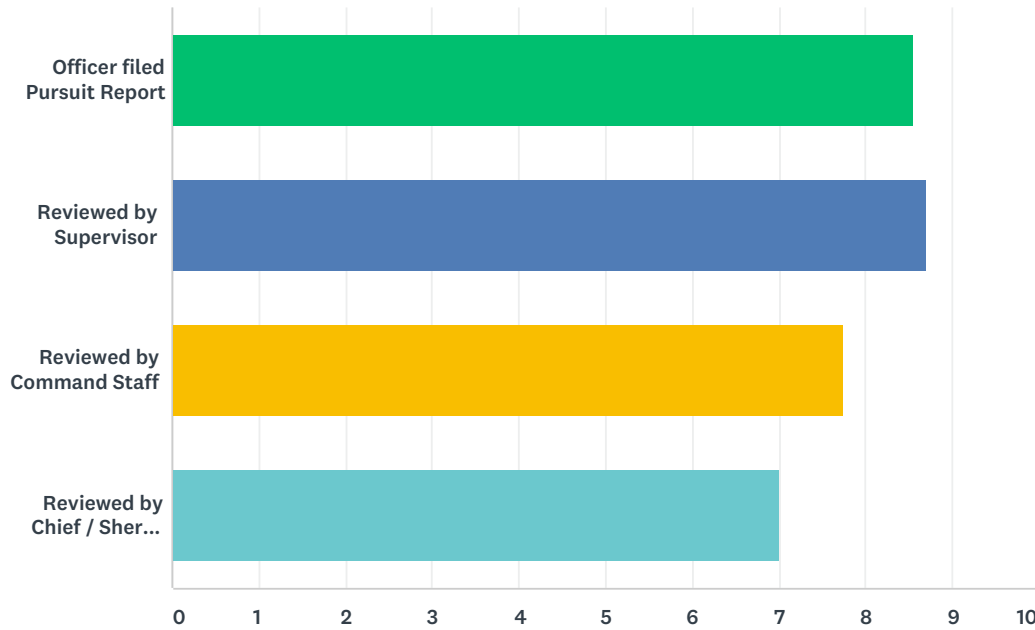


| ANSWER CHOICES | AVERAGE NUMBER | TOTAL NUMBER | RESPONSES |
|-----------------------------|----------------|--------------|-----------|
| Within City Limits | 6 | 697 | 108 |
| Outside City Limits | 6 | 520 | 82 |
| Daylight Conditions | 4 | 431 | 104 |
| Night Conditions | 7 | 742 | 107 |
| Roadway dry | 10 | 1,090 | 112 |
| Roadway wet | 1 | 83 | 78 |
| 2 Lane roadway | 6 | 674 | 106 |
| 4 Lanes or more (no median) | 3 | 288 | 87 |
| Interstate with median | 1 | 58 | 78 |
| Interstate with barrier | 1 | 117 | 79 |

| | | | |
|------------------------|---|----|----|
| Other | 1 | 58 | 76 |
| Total Respondents: 114 | | | |

Q19 Pursuit Report Review by Administration:

Answered: 140 Skipped: 7



| ANSWER CHOICES | AVERAGE NUMBER | TOTAL NUMBER | RESPONSES |
|---|----------------|--------------|-----------|
| Officer filed Pursuit Report | 9 | 1,199 | 140 |
| Reviewed by Supervisor | 9 | 1,209 | 139 |
| Reviewed by Command Staff | 8 | 1,077 | 139 |
| Reviewed by Chief / Sheriff / Agency Head | 7 | 953 | 136 |
| Total Respondents: 140 | | | |