

Q1 Enter your Agency Name:

Answered: 143 Skipped: 0

Q2 To receive confirmation, please enter your email address:

Answered: 143 Skipped: 0

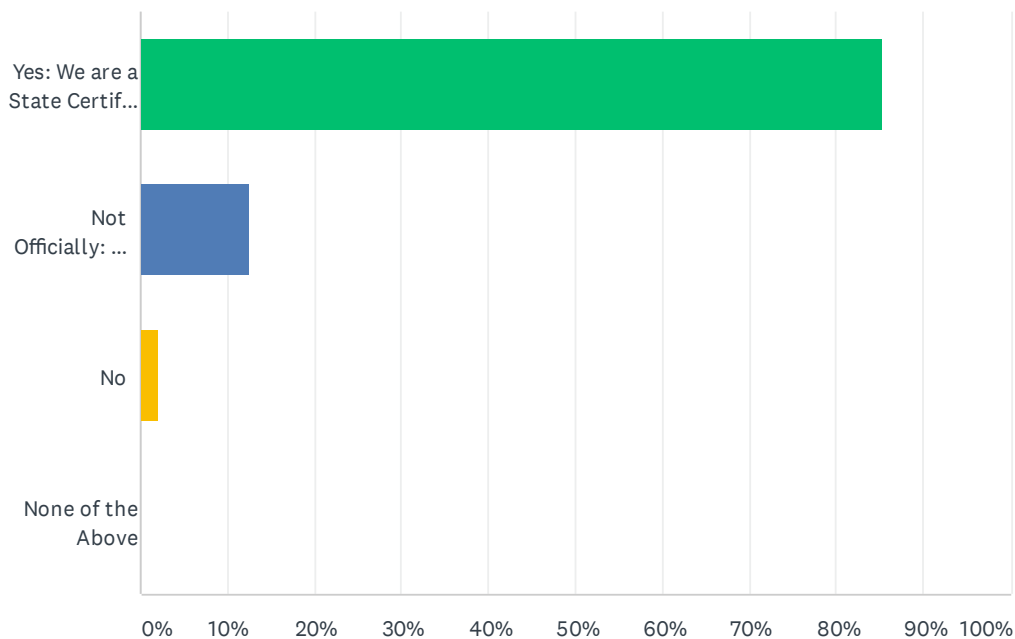
Q3 Enter Date Submitted:

Answered: 142 Skipped: 1

ANSWER CHOICES	RESPONSES	
Date / Time	100.00%	142

Q4 Is your Agency State Certified?

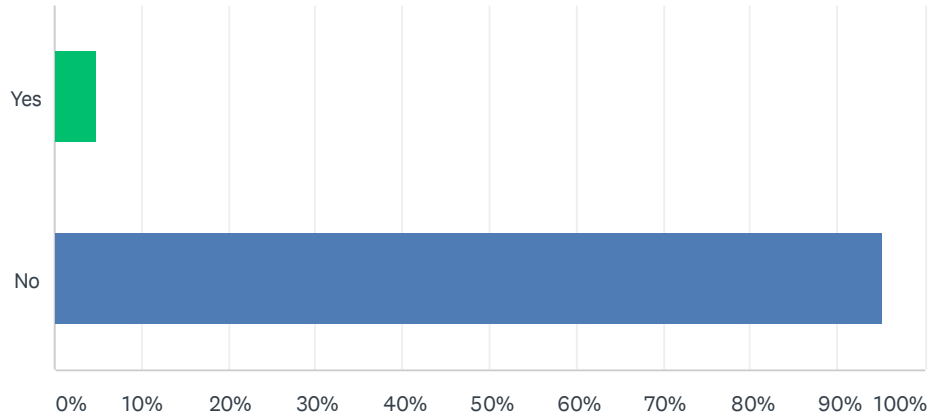
Answered: 143 Skipped: 0



ANSWER CHOICES	RESPONSES	
Yes: We are a State Certified Agency	85.31%	122
Not Officially: We are working towards State Certification	12.59%	18
No	2.10%	3
None of the Above	0.00%	0
Total Respondents: 143		

Q5 Does your Agency have a no-pursuit policy?(If your answer is yes, this concludes your reporting)

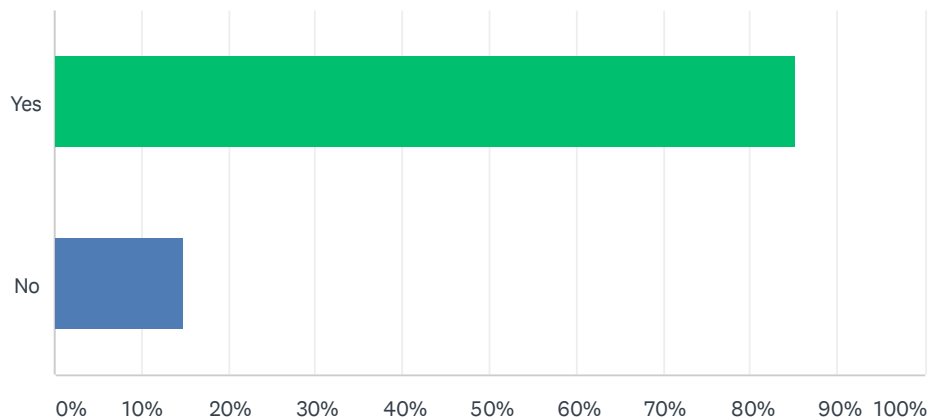
Answered: 143 Skipped: 0



ANSWER CHOICES	RESPONSES	
Yes	4.90%	7
No	95.10%	136
TOTAL		143

Q6 Was your Agency involved in any pursuits in 2019?(If your answer is no, this concludes your reporting)

Answered: 135 Skipped: 8



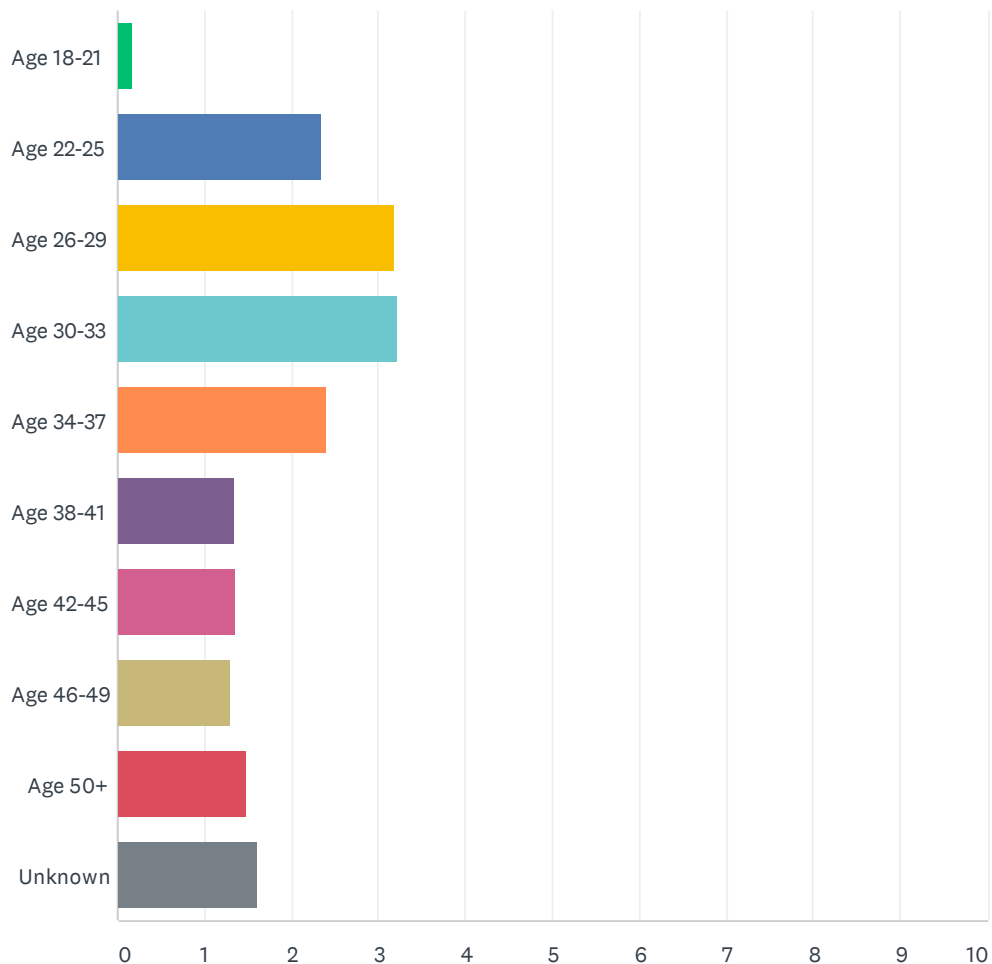
ANSWER CHOICES	RESPONSES	
Yes	85.19%	115
No	14.81%	20
TOTAL		135

Q7 Please enter the total number of pursuits in 2019?

Answered: 112 Skipped: 31

Q8 Information about the age(s) of the Officer(s) who initiated Pursuit: *
PLEASE be sure to that your totals tallied on this question equals the total
number of pursuits reported on Question #7.

Answered: 111 Skipped: 32

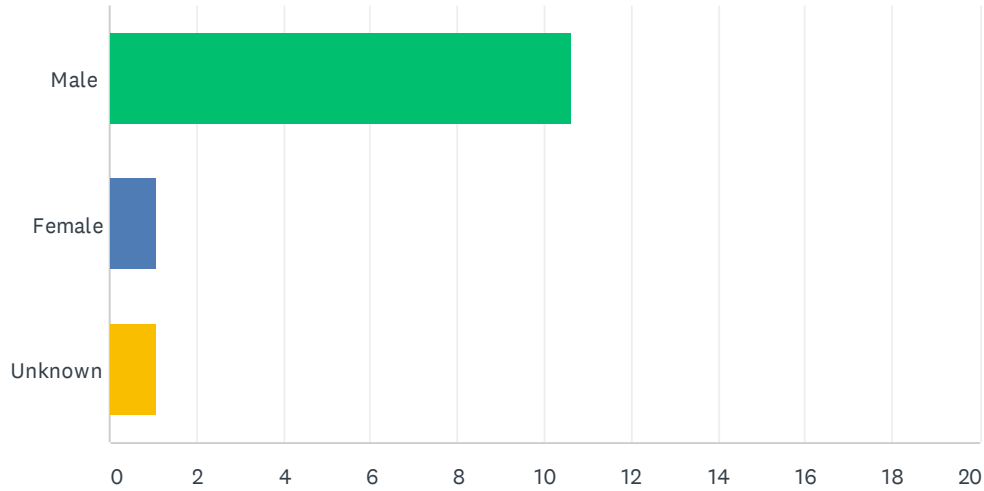


Pursuit Data Report - Data Collected for 2019

ANSWER CHOICES	AVERAGE NUMBER	TOTAL NUMBER	RESPONSES
Age 18-21	0	8	46
Age 22-25	2	176	75
Age 26-29	3	270	85
Age 30-33	3	248	77
Age 34-37	2	168	70
Age 38-41	1	86	64
Age 42-45	1	84	62
Age 46-49	1	84	65
Age 50+	1	94	63
Unknown	2	69	43
Total Respondents: 111			

Q9 Information about the genders of the Officer(s) who initiated Pursuit: * PLEASE be sure to that your totals tallied on this question equals the total number of pursuits reported on Question #7.

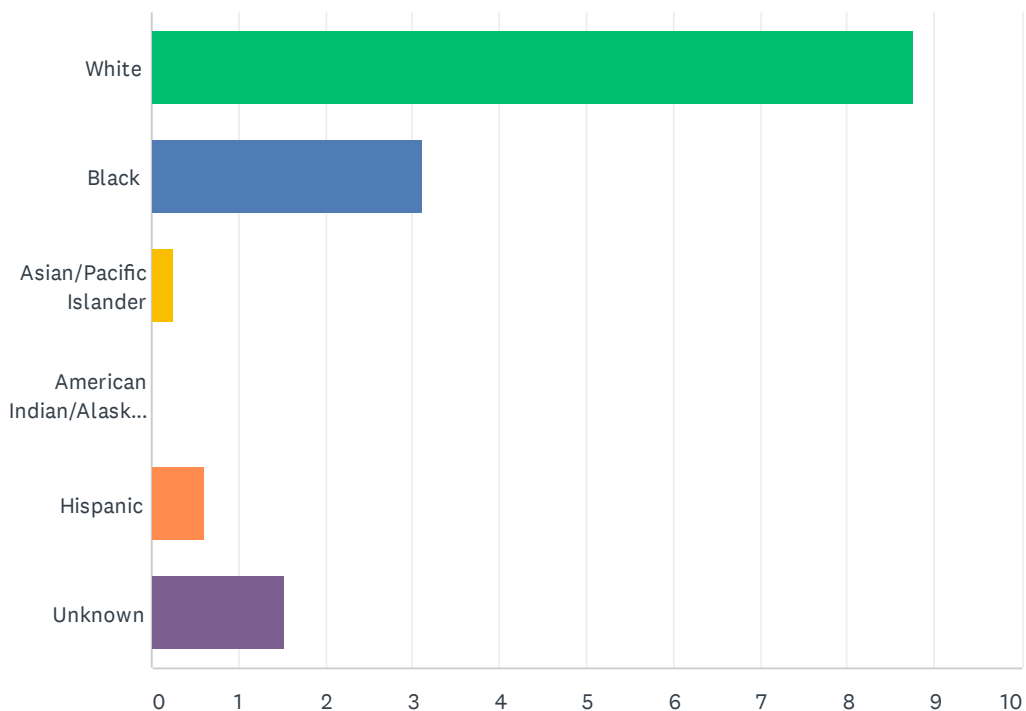
Answered: 111 Skipped: 32



ANSWER CHOICES	AVERAGE NUMBER	TOTAL NUMBER	RESPONSES
Male	11	1,159	109
Female	1	79	73
Unknown	1	46	42
Total Respondents: 111			

Q10 Information about the race(s) of the Officer(s) who initiated Pursuit: * PLEASE be sure to that your totals tallied on this question equals the total number of pursuits reported on Question #7.

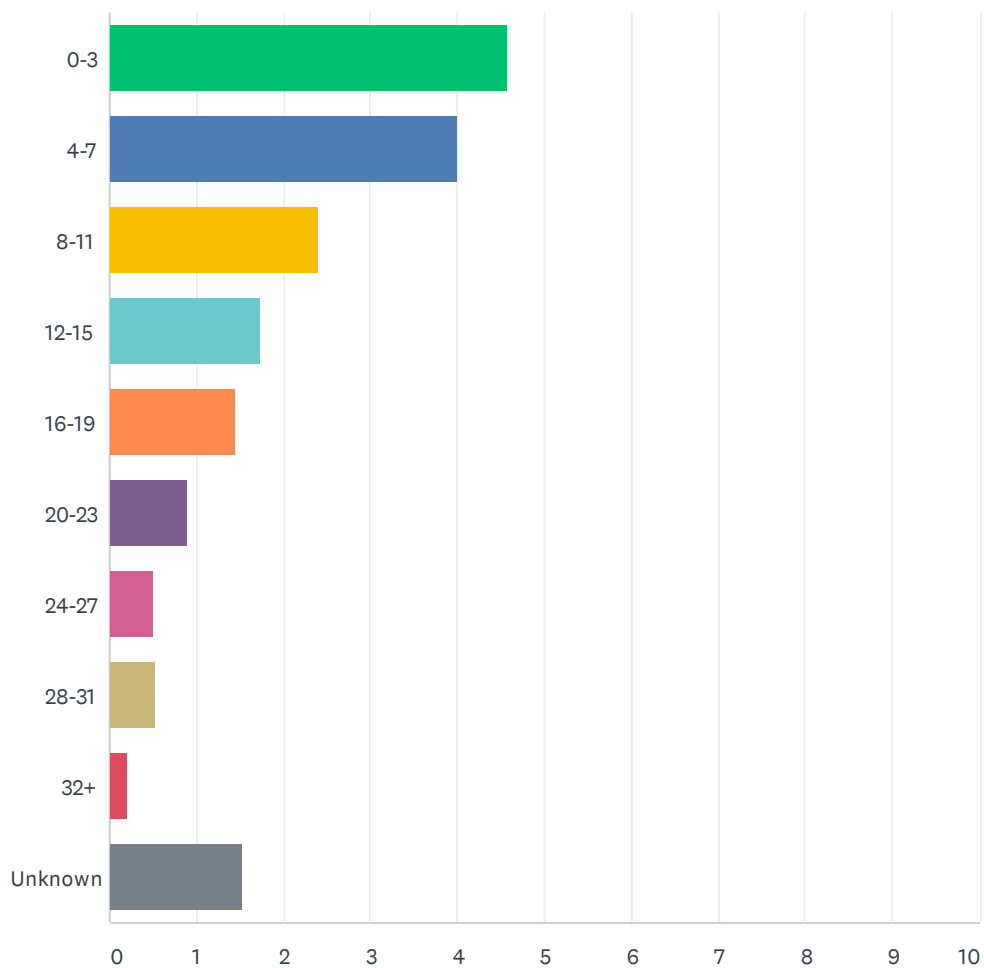
Answered: 111 Skipped: 32



ANSWER CHOICES	AVERAGE NUMBER	TOTAL NUMBER	RESPONSES
White	9	938	107
Black	3	237	76
Asian/Pacific Islander	0	11	45
American Indian/Alaska Native	0	0	41
Hispanic	1	31	51
Unknown	2	67	44
Total Respondents: 111			

Q11 Information about the total years of experience of the Officer(s) who initiated Pursuit: * PLEASE be sure to that your totals tallied on this question equals the total number of pursuits reported on Question #7.

Answered: 111 Skipped: 32

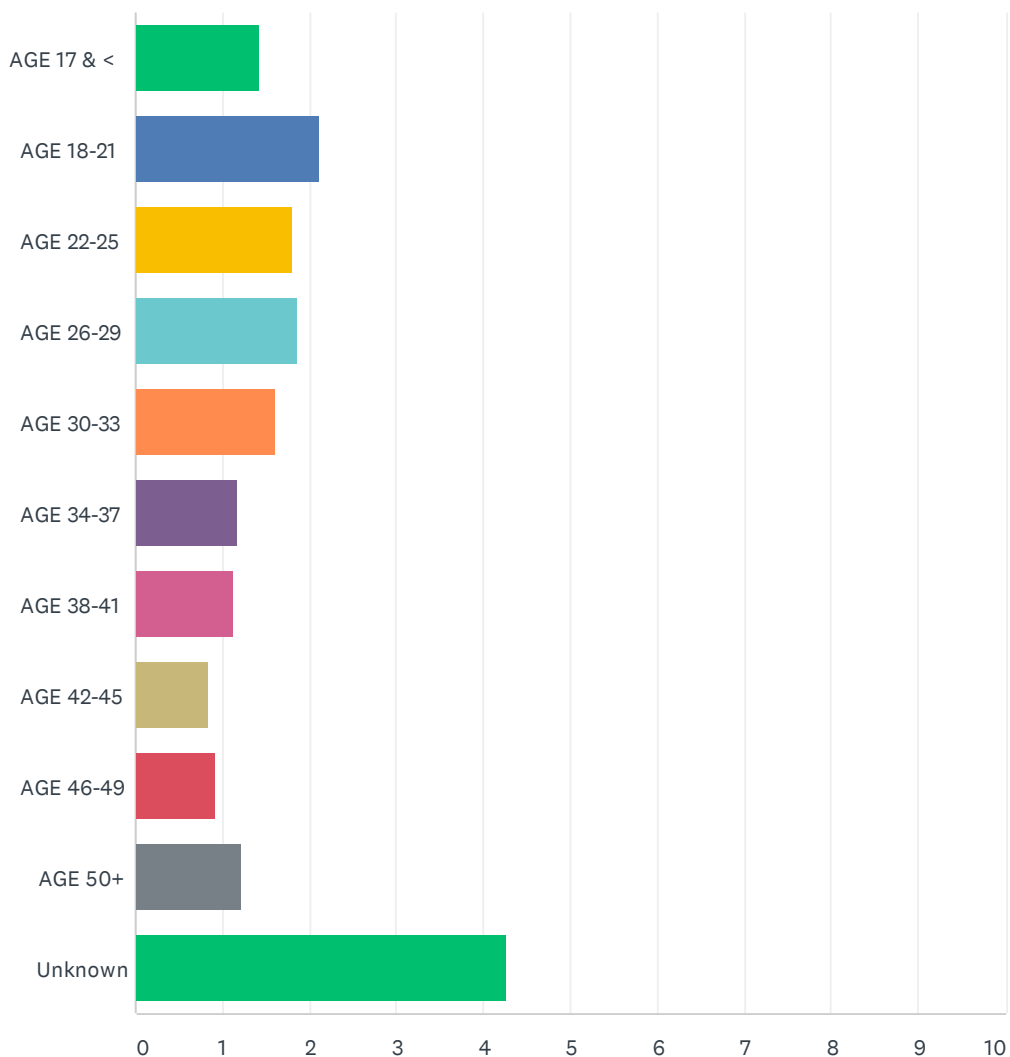


Pursuit Data Report - Data Collected for 2019

ANSWER CHOICES	AVERAGE NUMBER	TOTAL NUMBER	RESPONSES
0-3	5	421	92
4-7	4	332	83
8-11	2	159	66
12-15	2	128	74
16-19	1	78	54
20-23	1	44	49
24-27	1	25	49
28-31	1	24	46
32+	0	9	43
Unknown	2	66	43
Total Respondents: 111			

Q12 Information about the Suspect Driver's Age if apprehended or identified:* PLEASE be sure to that your totals tallied on this question equals the total number of pursuits reported on Question #7.

Answered: 111 Skipped: 32

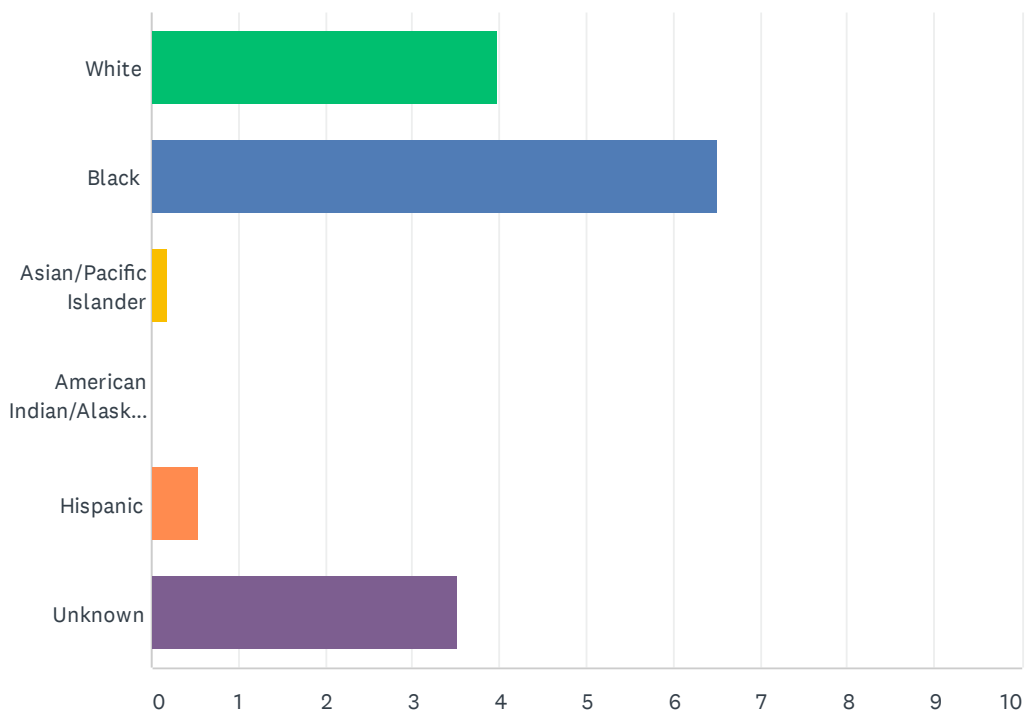


Pursuit Data Report - Data Collected for 2019

ANSWER CHOICES	AVERAGE NUMBER	TOTAL NUMBER	RESPONSES
AGE 17 & <	1	83	58
AGE 18-21	2	139	66
AGE 22-25	2	129	72
AGE 26-29	2	142	76
AGE 30-33	2	111	69
AGE 34-37	1	83	71
AGE 38-41	1	72	64
AGE 42-45	1	49	58
AGE 46-49	1	47	51
AGE 50+	1	65	54
Unknown	4	358	84
Total Respondents: 111			

Q13 Information about the Suspect Driver's Race if apprehended or identified:* PLEASE be sure to that your totals tallied on this question equals the total number of pursuits reported on Question #7.

Answered: 111 Skipped: 32



ANSWER CHOICES	AVERAGE NUMBER	TOTAL NUMBER	RESPONSES
White	4	361	91
Black	7	619	95
Asian/Pacific Islander	0	8	41
American Indian/Alaska Native	0	0	40
Hispanic	1	28	51
Unknown	4	271	77
Total Respondents: 111			

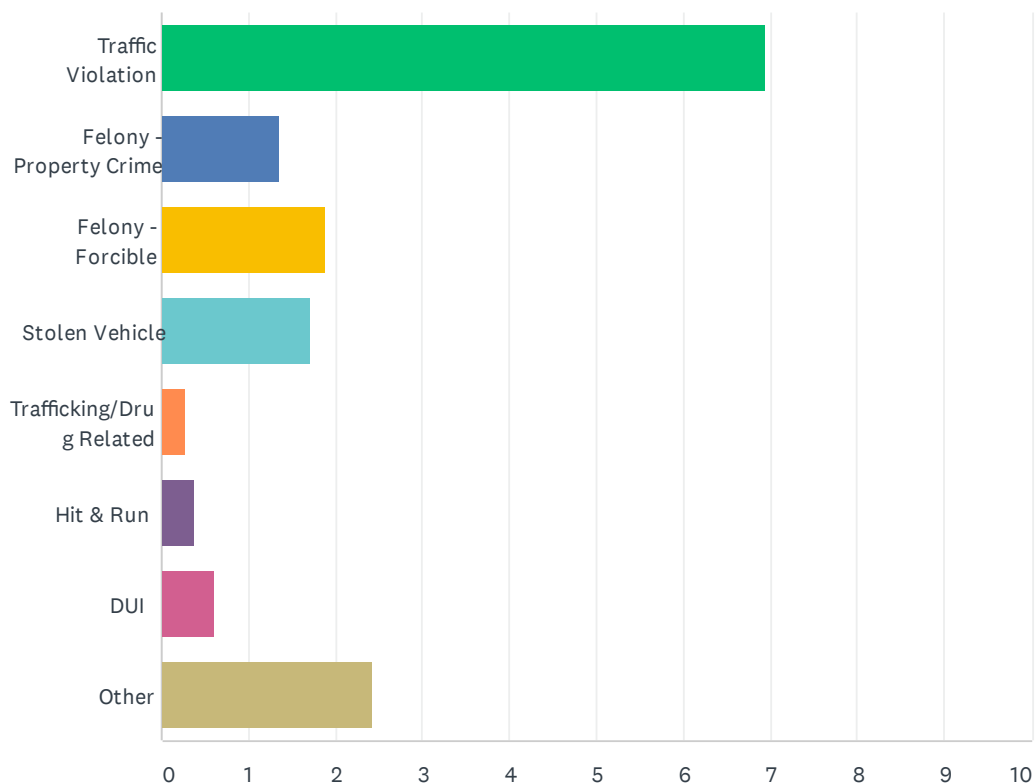
Q14 Information about the Suspect Driver's Gender if apprehended or identified:* PLEASE be sure to that your totals tallied on this question equals the total number of pursuits reported on Question #7.

Answered: 109 Skipped: 34

ANSWER CHOICES	RESPONSES	
Male	96.33%	105
Female	65.14%	71
Unknown	68.81%	75

Q15 Violation that Initiated the Pursuit:* PLEASE be sure to that your totals tallied on this question equals the total number of pursuits reported on Question #7.

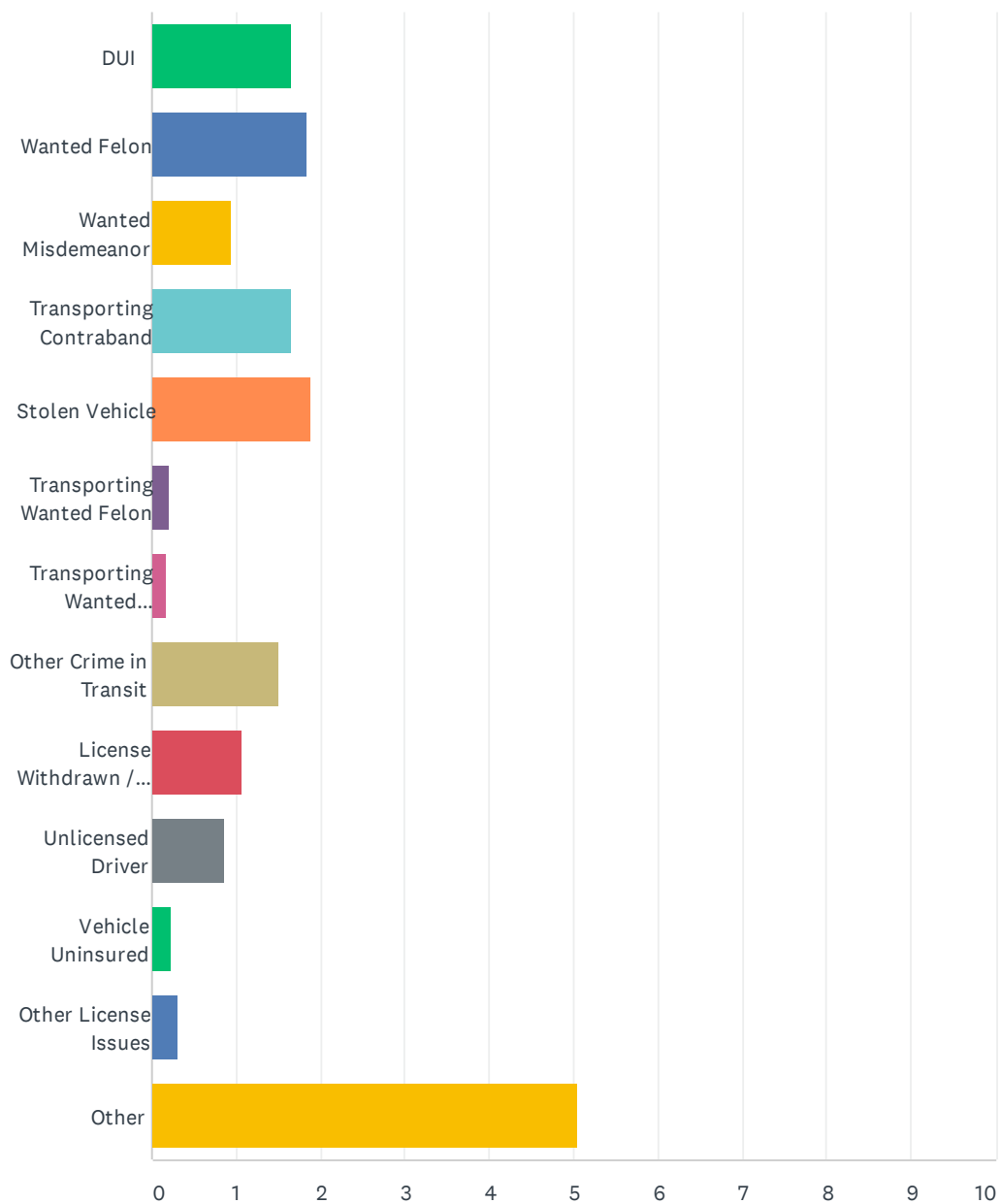
Answered: 110 Skipped: 33



ANSWER CHOICES	AVERAGE NUMBER	TOTAL NUMBER	RESPONSES
Traffic Violation	7	702	101
Felony - Property Crime	1	82	60
Felony - Forcible	2	140	74
Stolen Vehicle	2	115	67
Trafficking/Drug Related	0	13	48
Hit & Run	0	20	52
DUI	1	32	52
Other	2	182	75
Total Respondents: 110			

Q16 Information Learned After the Pursuit:* PLEASE be sure to that your totals tallied on this question equals the total number of pursuits reported on Question #7.

Answered: 104 Skipped: 39

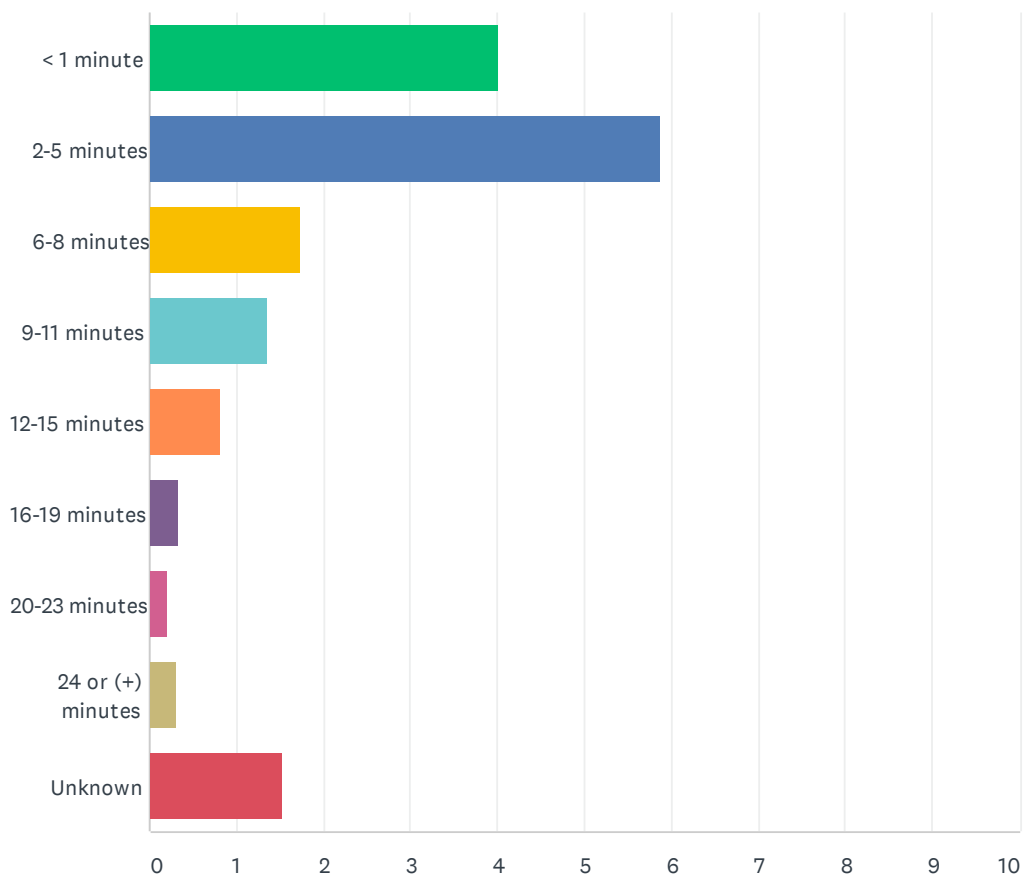


Pursuit Data Report - Data Collected for 2019

ANSWER CHOICES	AVERAGE NUMBER	TOTAL NUMBER	RESPONSES
DUI	2	107	65
Wanted Felon	2	110	60
Wanted Misdemeanor	1	44	47
Transporting Contraband	2	98	59
Stolen Vehicle	2	123	65
Transporting Wanted Felon	0	8	40
Transporting Wanted Misdemeanor	0	6	38
Other Crime in Transit	2	71	47
License Withdrawn / Cancelled / Revoked / etc.	1	60	56
Unlicensed Driver	1	38	44
Vehicle Uninsured	0	10	43
Other License Issues	0	12	39
Other	5	393	78
Total Respondents: 104			

Q17 Length of Pursuit in Minutes (Time):* PLEASE be sure to that your totals tallied on this question equals the total number of pursuits reported on Question #7.

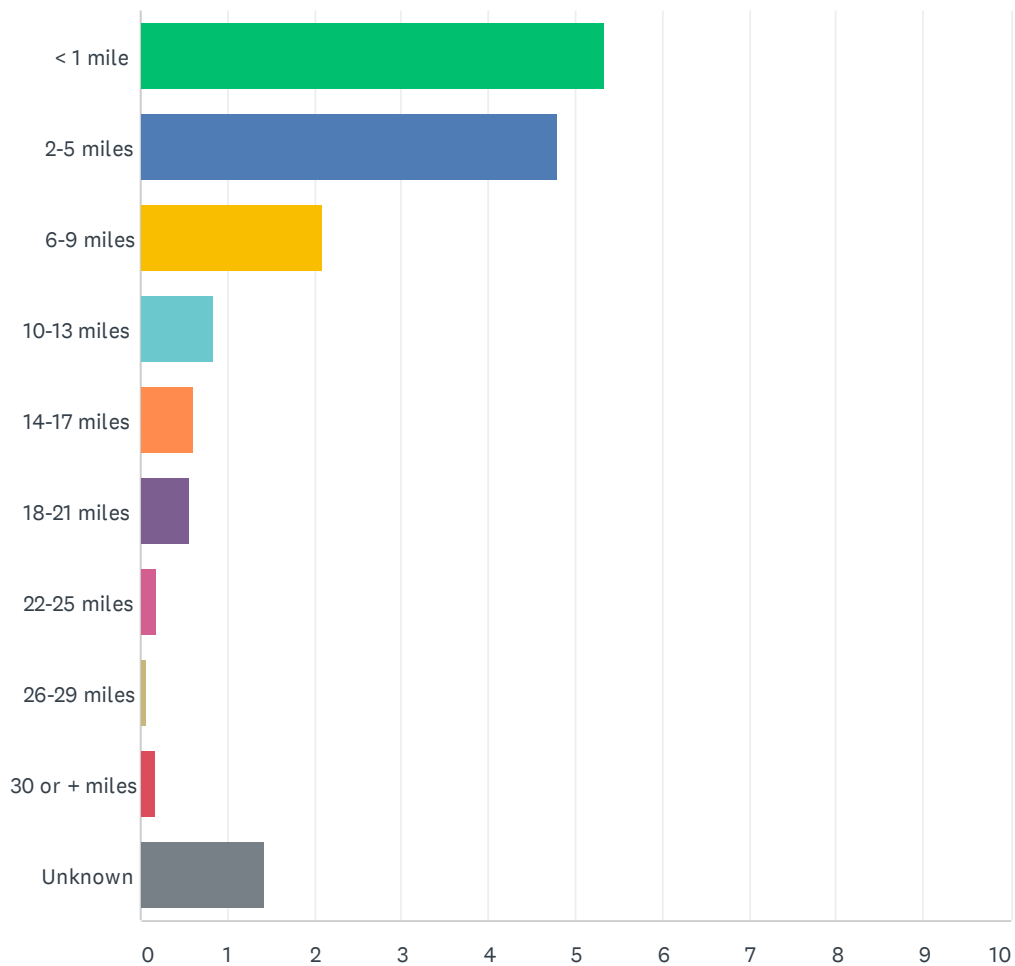
Answered: 110 Skipped: 33



ANSWER CHOICES	AVERAGE NUMBER	TOTAL NUMBER	RESPONSES
< 1 minute	4	321	80
2-5 minutes	6	587	100
6-8 minutes	2	117	67
9-11 minutes	1	81	60
12-15 minutes	1	47	57
16-19 minutes	0	16	47
20-23 minutes	0	9	43
24 or (+) minutes	0	15	49
Unknown	2	72	47
Total Respondents: 110			

Q18 Length of Pursuit (Distance):* PLEASE be sure to that your totals tallied on this question equals the total number of pursuits reported on Question #7.

Answered: 109 Skipped: 34

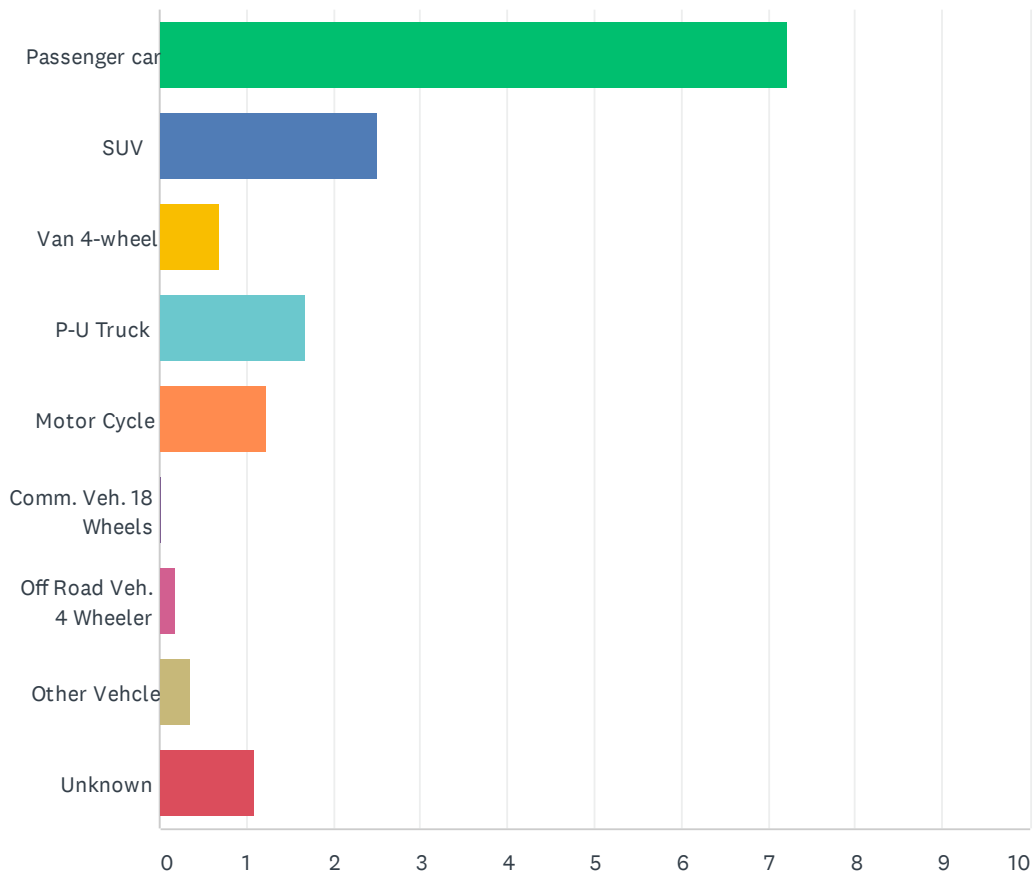


Pursuit Data Report - Data Collected for 2019

ANSWER CHOICES	AVERAGE NUMBER	TOTAL NUMBER	RESPONSES
< 1 mile	5	464	87
2-5 miles	5	470	98
6-9 miles	2	138	66
10-13 miles	1	46	55
14-17 miles	1	29	48
18-21 miles	1	27	48
22-25 miles	0	8	43
26-29 miles	0	3	41
30 or + miles	0	8	45
Unknown	1	67	47
Total Respondents: 109			

Q19 Type of Vehicle Pursued:

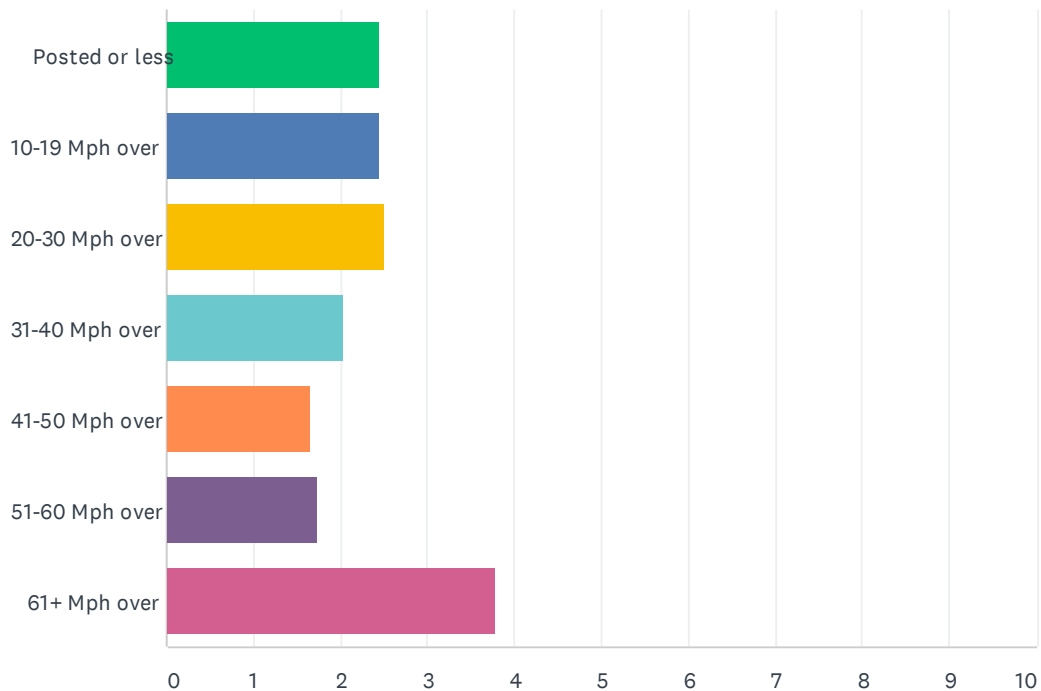
Answered: 110 Skipped: 33



ANSWER CHOICES	AVERAGE NUMBER	TOTAL NUMBER	RESPONSES
Passenger car	7	772	107
SUV	3	204	81
Van 4-wheel	1	34	49
P-U Truck	2	111	66
Motor Cycle	1	75	61
Comm. Veh. 18 Wheels	0	1	42
Off Road Veh. 4 Wheeler	0	8	44
Other Vehicle	0	17	48
Unknown	1	47	43
Total Respondents: 110			

Q20 Maximum Speed during Pursuit:

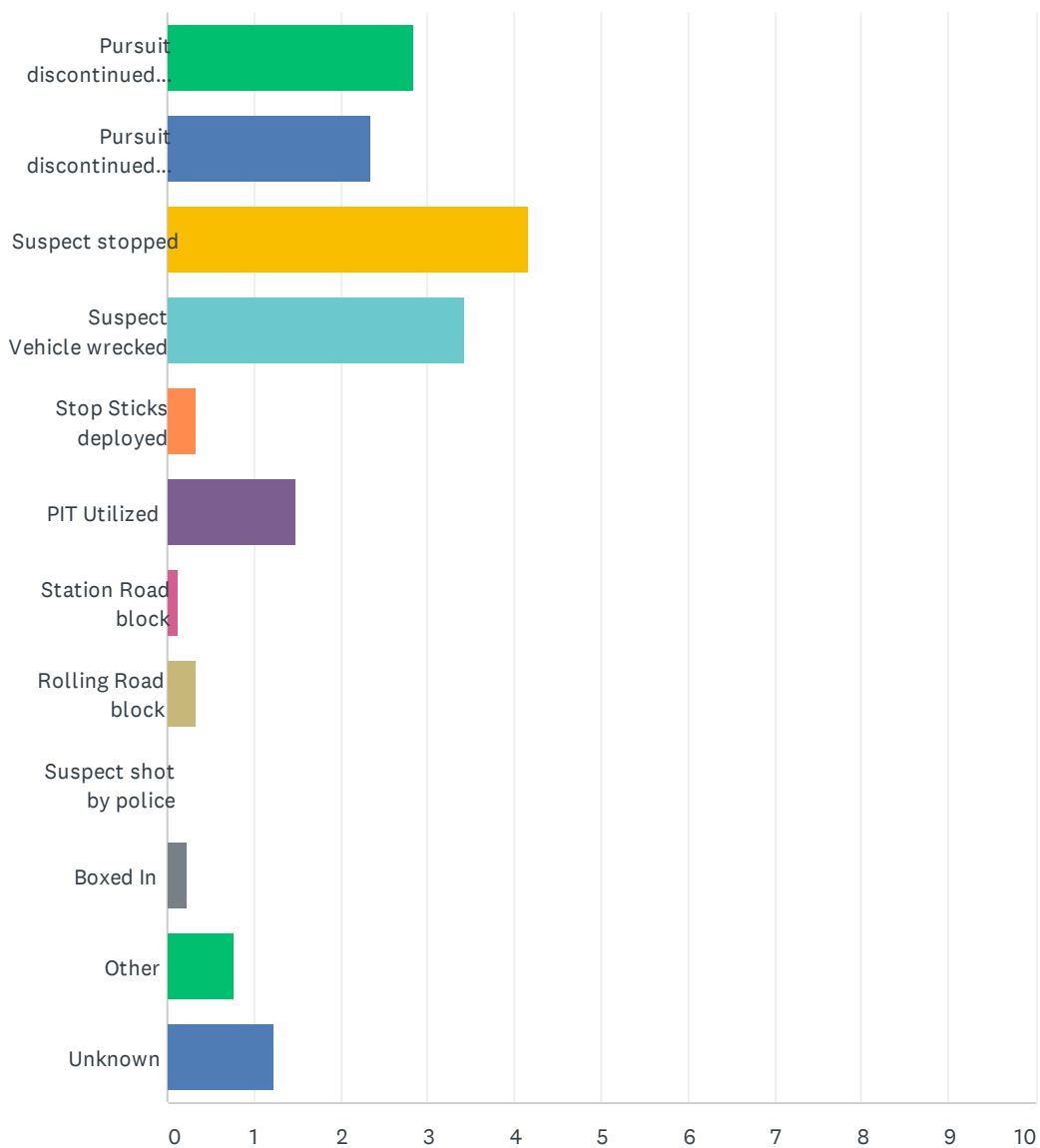
Answered: 109 Skipped: 34



ANSWER CHOICES	AVERAGE NUMBER	TOTAL NUMBER	RESPONSES
Posted or less	2	162	66
10-19 Mph over	2	174	71
20-30 Mph over	3	196	78
31-40 Mph over	2	136	67
41-50 Mph over	2	116	70
51-60 Mph over	2	122	70
61+ Mph over	4	315	83
Total Respondents: 109			

Q21 The way the pursuit was ended: * PLEASE be sure to that your totals tallied on this question equals the total number of pursuits reported on Question #7.

Answered: 110 Skipped: 33

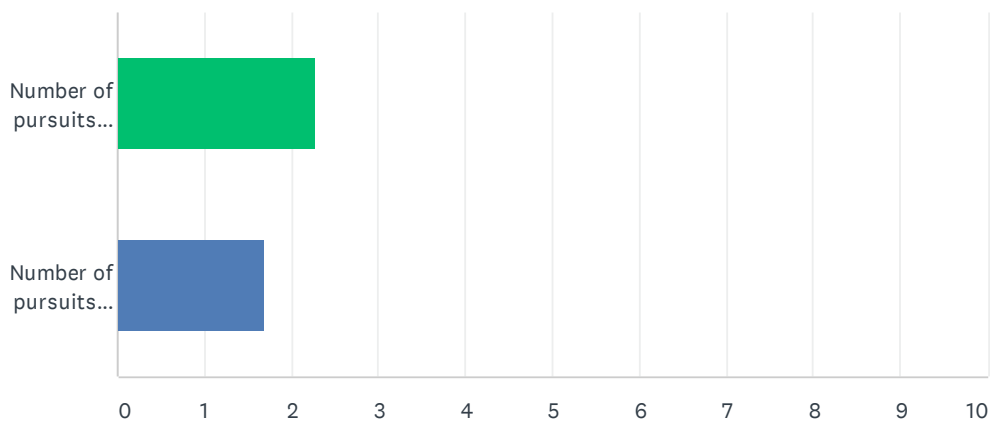


Pursuit Data Report - Data Collected for 2019

ANSWER CHOICES	AVERAGE NUMBER	TOTAL NUMBER	RESPONSES
Pursuit discontinued by officer	3	227	80
Pursuit discontinued by supervisor	2	169	72
Suspect stopped	4	349	84
Suspect Vehicle wrecked	3	302	88
Stop Sticks deployed	0	16	48
PIT Utilized	1	83	56
Station Road block	0	5	43
Rolling Road block	0	15	46
Suspect shot by police	0	0	40
Boxed In	0	10	43
Other	1	37	48
Unknown	1	53	43
Total Respondents: 110			

Q22 If you answered previous question with pursuit discontinued, please indicate the number below. If you did not answer discontinued, then answer "0" on both answers.

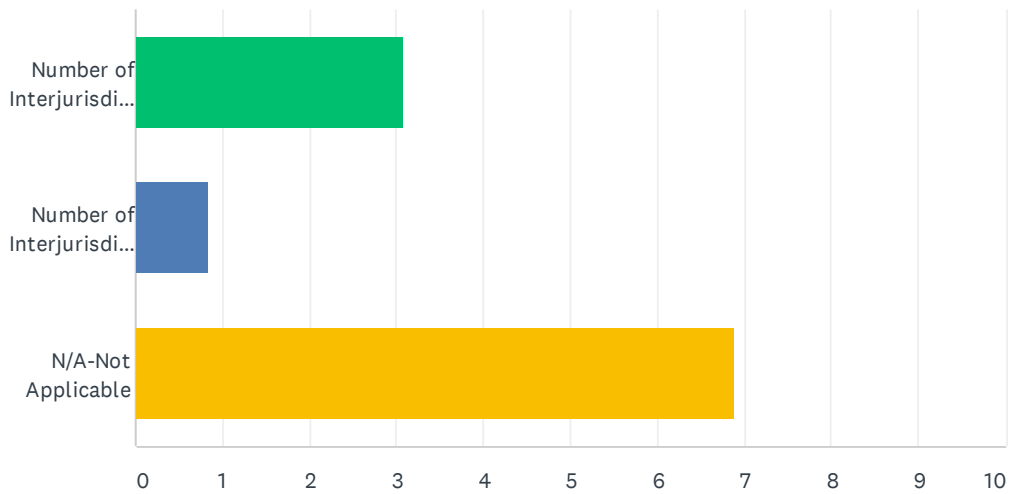
Answered: 109 Skipped: 34



ANSWER CHOICES	AVERAGE NUMBER	TOTAL NUMBER	RESPONSES
Number of pursuits discontinued by Officer	2	234	103
Number of pursuits discontinued by Supervisor	2	170	100
Total Respondents: 109			

Q23 Out of your total number of pursuits, please indicate the number of those pursuits were considered interjurisdictional. If neither answer applies, please put "0" in and your total # of pursuits in "N/A" - Not Applicable. * PLEASE be sure to that your totals tallied on this question equals the total number of pursuits reported on Question #7.

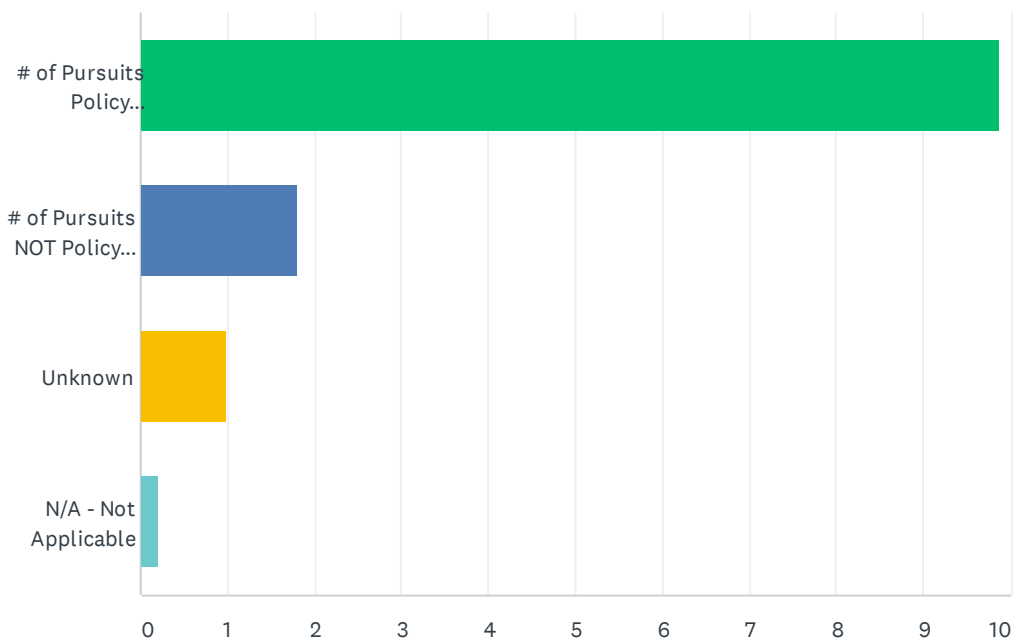
Answered: 111 Skipped: 32



ANSWER CHOICES	AVERAGE NUMBER	TOTAL NUMBER	RESPONSES
Number of Interjurisdictional Pursuits - Initiated	3	302	98
Number of Interjurisdictional Pursuits - Assisted	1	74	89
N/A-Not Applicable	7	565	82
Total Respondents: 111			

Q24 Indicate the number of pursuits that were policy compliant. * PLEASE be sure to that your totals tallied on this question equals the total number of pursuits reported on Question #7.

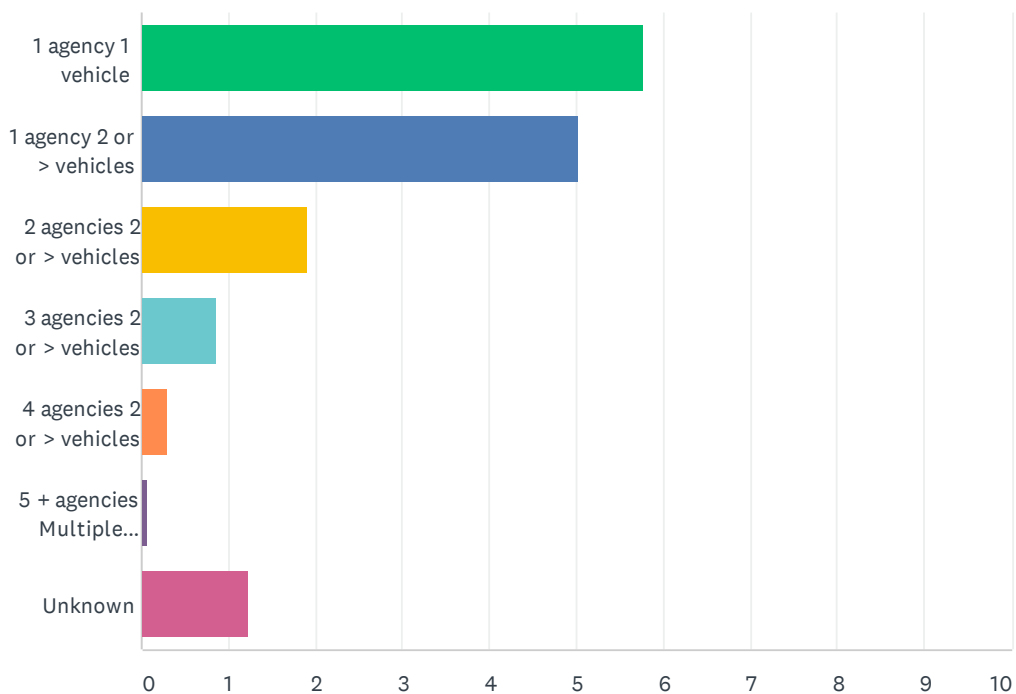
Answered: 110 Skipped: 33



ANSWER CHOICES	AVERAGE NUMBER	TOTAL NUMBER	RESPONSES
# of Pursuits Policy Compliant	10	1,066	108
# of Pursuits NOT Policy Compliant	2	146	81
Unknown	1	48	49
N/A - Not Applicable	0	9	44
Total Respondents: 110			

Q25 Number of Police Vehicles Utilized:* PLEASE be sure to that your totals tallied on this question equals the total number of pursuits reported on Question #7.

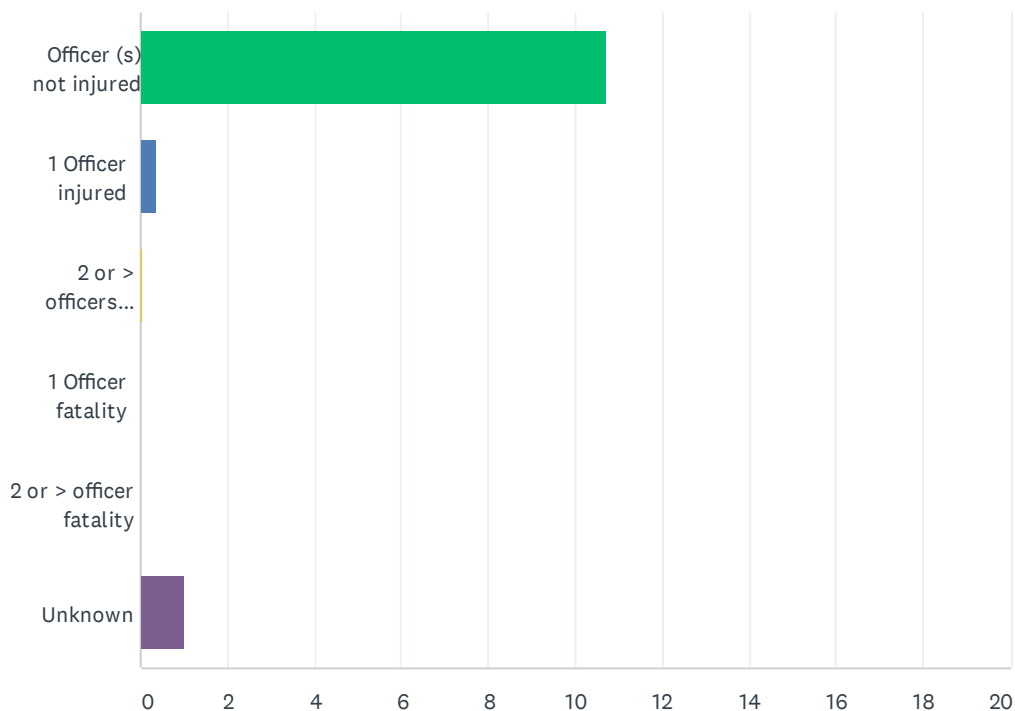
Answered: 110 Skipped: 33



ANSWER CHOICES	AVERAGE NUMBER	TOTAL NUMBER	RESPONSES
1 agency 1 vehicle	6	566	98
1 agency 2 or > vehicles	5	452	90
2 agencies 2 or > vehicles	2	139	73
3 agencies 2 or > vehicles	1	45	53
4 agencies 2 or > vehicles	0	13	46
5 + agencies Multiple Vehicles	0	3	42
Unknown	1	52	42
Total Respondents: 110			

Q26 Injuries/Fatalities to Officer(s):* PLEASE be sure to that your totals tallied on this question equals the total number of pursuits reported on Question #7.

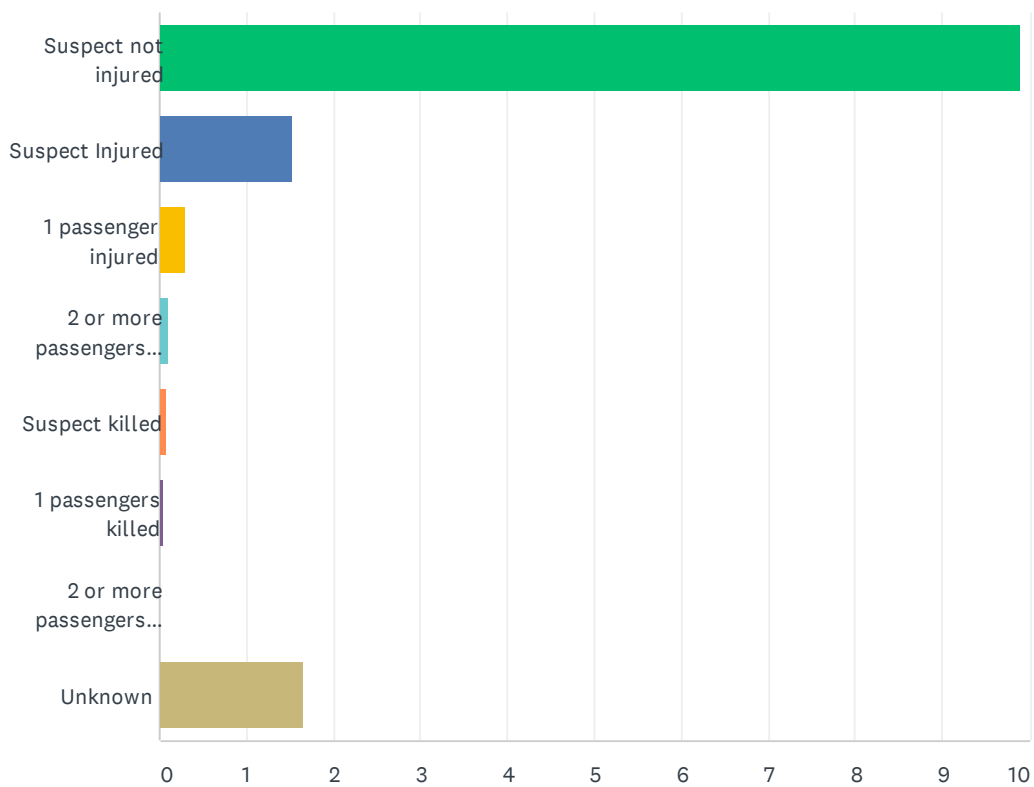
Answered: 109 Skipped: 34



ANSWER CHOICES	AVERAGE NUMBER	TOTAL NUMBER	RESPONSES
Officer (s) not injured	11	1,158	108
1 Officer injured	0	19	51
2 or > officers injured	0	2	43
1 Officer fatality	0	0	43
2 or > officer fatality	0	0	43
Unknown	1	44	43
Total Respondents: 109			

Q27 Injury/Fatalities to Suspect/Passengers:* PLEASE be sure to that your totals tallied on this question equals the total number of pursuits reported on Question #7.

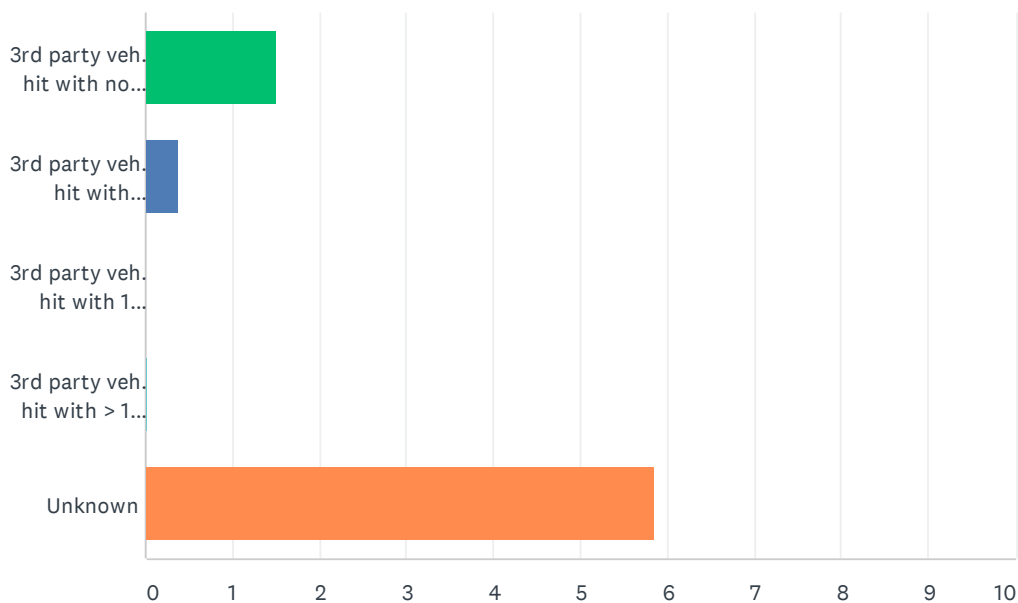
Answered: 109 Skipped: 34



ANSWER CHOICES	AVERAGE NUMBER	TOTAL NUMBER	RESPONSES
Suspect not injured	10	1,040	105
Suspect Injured	2	98	64
1 passenger injured	0	14	48
2 or more passengers injured	0	5	46
Suspect killed	0	4	44
1 passengers killed	0	2	45
2 or more passengers killed	0	0	44
Unknown	2	91	55
Total Respondents: 109			

Q28 Third party (Not Police Vehicle) Hit/Injured/Killed:* PLEASE be sure to that your totals tallied on this question equals the total number of pursuits reported on Question #7.

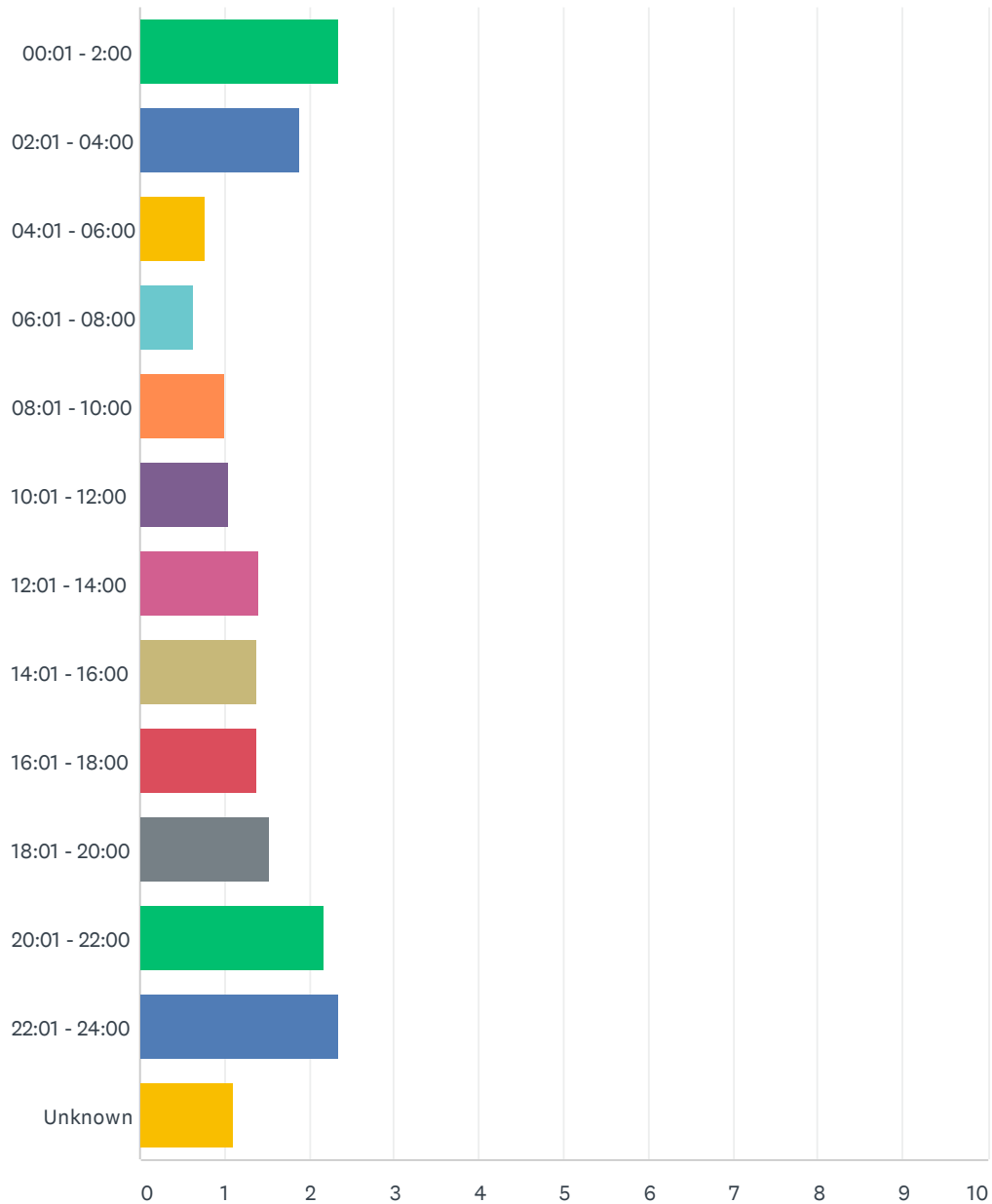
Answered: 92 Skipped: 51



ANSWER CHOICES	AVERAGE NUMBER	TOTAL NUMBER	RESPONSES
3rd party veh. hit with no injuries 3rd party	2	110	73
3rd party veh. hit with injuries in 3rd party veh.	0	25	66
3rd party veh. hit with 1 fatality in 3rd party veh.	0	0	59
3rd party veh. hit with > 1 fatality in 3rd party veh.	0	1	59
Unknown	6	398	68
Total Respondents: 92			

Q29 Time of day of pursuit (Time Initiated):* PLEASE be sure to that your totals tallied on this question equals the total number of pursuits reported on Question #7.

Answered: 110 Skipped: 33

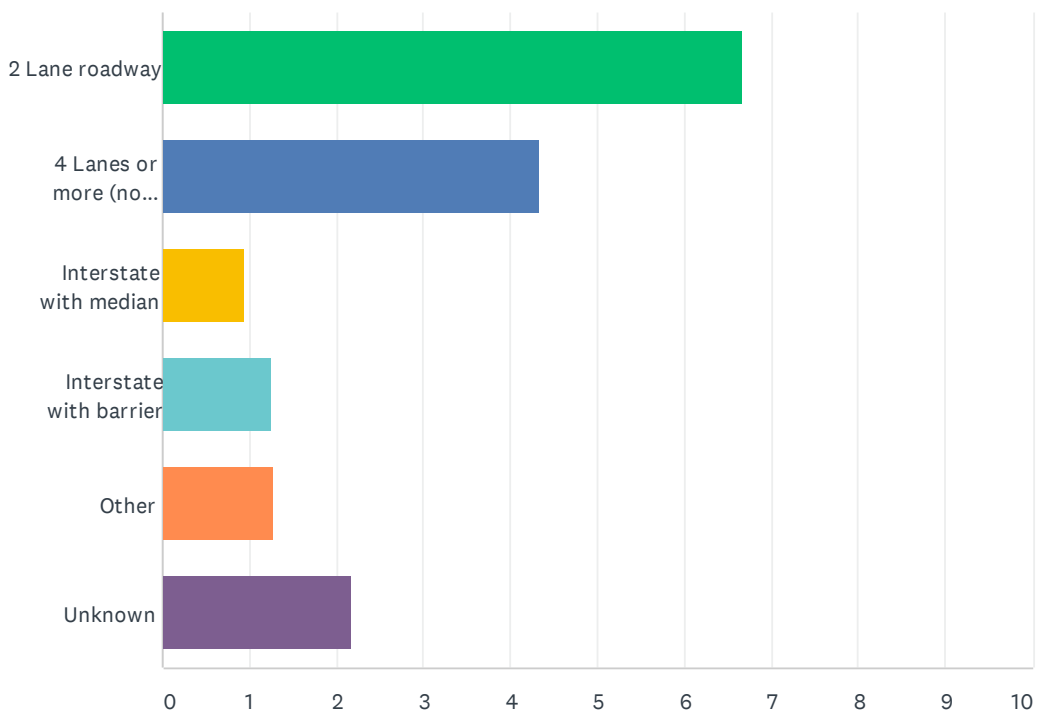


Pursuit Data Report - Data Collected for 2019

ANSWER CHOICES	AVERAGE NUMBER	TOTAL NUMBER	RESPONSES
00:01 - 2:00	2	171	73
02:01 - 04:00	2	137	73
04:01 - 06:00	1	47	61
06:01 - 08:00	1	31	50
08:01 - 10:00	1	63	63
10:01 - 12:00	1	66	63
12:01 - 14:00	1	96	68
14:01 - 16:00	1	89	64
16:01 - 18:00	1	90	65
18:01 - 20:00	2	105	69
20:01 - 22:00	2	156	72
22:01 - 24:00	2	180	77
Unknown	1	44	40
Total Respondents: 110			

Q30 Road / Weather Conditions when the pursuit was initiated:* PLEASE be sure to that your totals tallied on this question equals the total number of pursuits reported on Question #7.

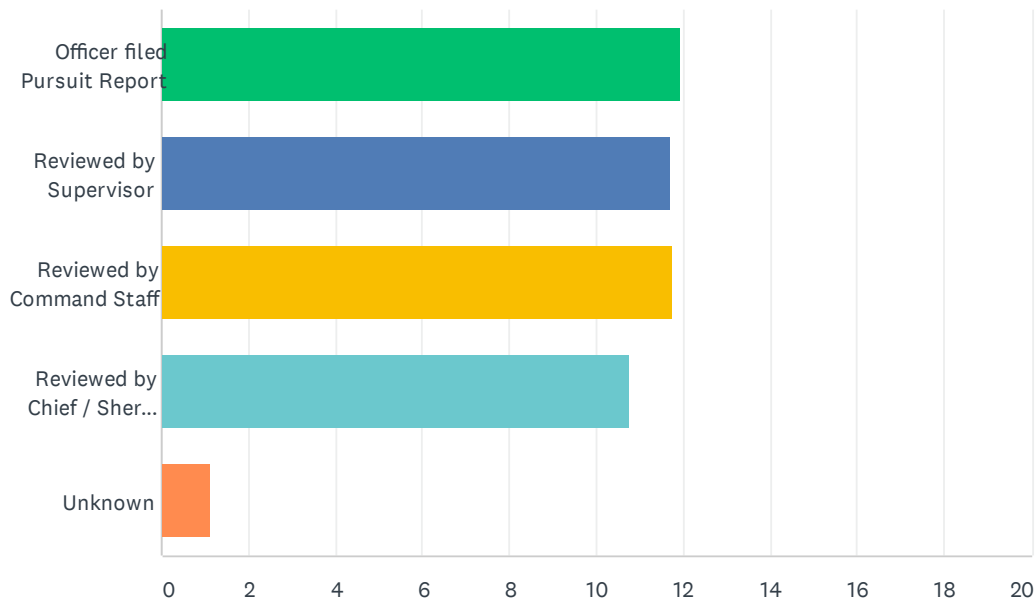
Answered: 109 Skipped: 34



ANSWER CHOICES	AVERAGE NUMBER	TOTAL NUMBER	RESPONSES
2 Lane roadway	7	674	101
4 Lanes or more (no median)	4	316	73
Interstate with median	1	49	52
Interstate with barrier	1	67	53
Other	1	64	50
Unknown	2	85	39
Total Respondents: 109			

Q31 Pursuit Report Review by Administration:

Answered: 110 Skipped: 33



ANSWER CHOICES	AVERAGE NUMBER	TOTAL NUMBER	RESPONSES
Officer filed Pursuit Report	12	1,217	102
Reviewed by Supervisor	12	1,172	100
Reviewed by Command Staff	12	1,175	100
Reviewed by Chief / Sheriff / Agency Head	11	1,045	97
Unknown	1	43	38
Total Respondents: 110			